

Stage 1

RULES: Practical Shooting Handbook, Latest Edition COURSE DESIGNER: Rich Redovian - CAS

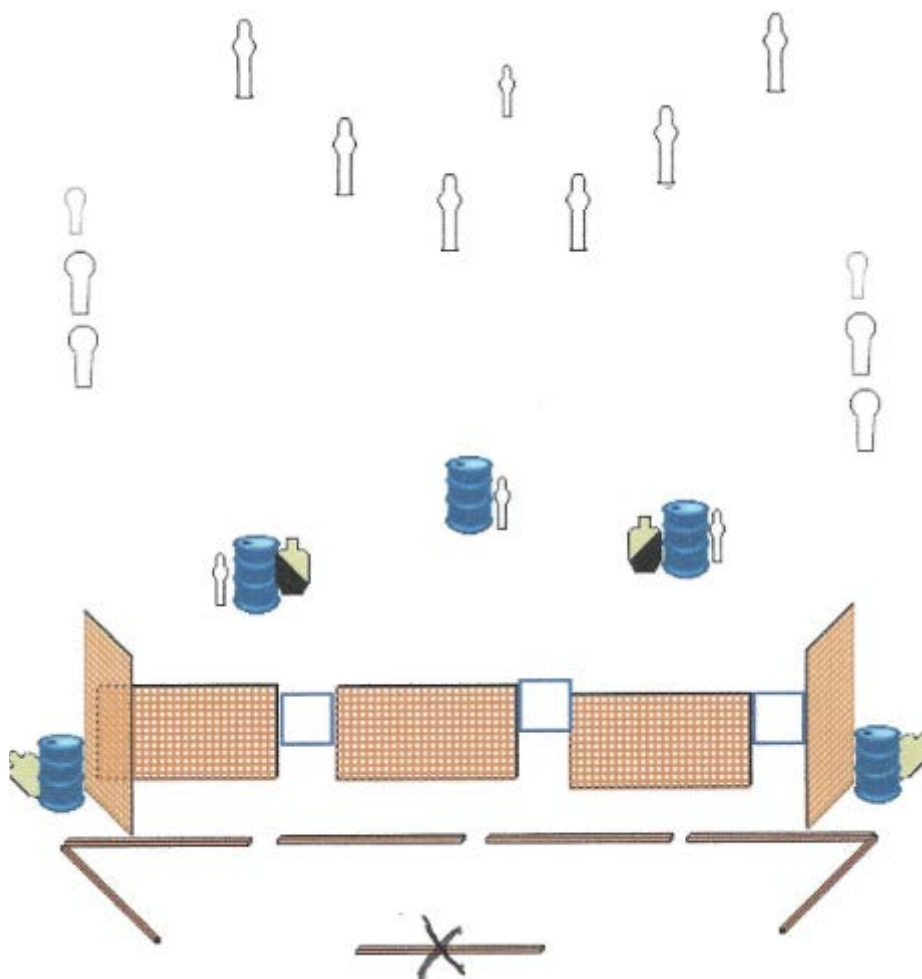
START POSITION: Standing straddling the X on rear fault line, facing either right or left, one foot only inside the shooting area, other foot outside the shooting area with gun loaded and holstered.

STAGE PROCEDURE

Upon start signal Shoot 'em as you see 'em from within fault lines/shooting area.

SCORING

SCORING: Comstock, 24 rounds, 120 points
TARGETS: 4 Metric, 16 steel
SCORED HITS: Best 2 per IPSC, steel down = 1A
START-STOP: Audible - Last shot
PENALTIES: Procedural. -10
No-shoot hit. -10
Miss. -10



SETUP NOTES:

RO NOTES:

Stage 2

RULES: Practical Shooting Handbook, Latest Edition COURSE DESIGNER: Rich Redovian - CAS

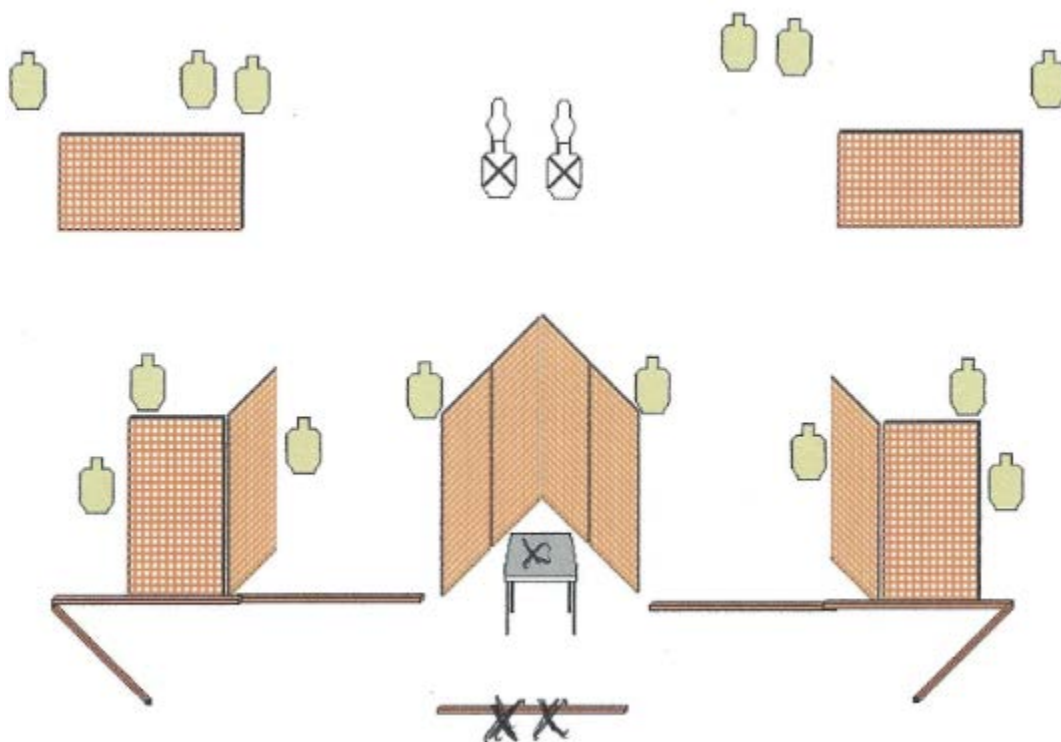
START POSITION: Standing outside of the shooting area, toes on X's, facing downrange, unloaded pistol on table pointed downrange with trigger guard on X.

STAGE PROCEDURE

Upon start signal Shoot 'em as you see 'em from within fault lines/shooting area.

SCORING

SCORING: Comstock, 30 rounds, 150 points
TARGETS: 14 Metric, 2 pepper poppers
SCORED HITS: Best 2 per IPSC, steel down = 1A
START-STOP: Audible - Last shot
PENALTIES: Procedural. -10
 No-shoot hit. -10
 Miss. -10



SETUP NOTES:

RO NOTES:

Stage 3

RULES: Practical Shooting Handbook, Latest Edition COURSE DESIGNER: Rich Redovian - CAS

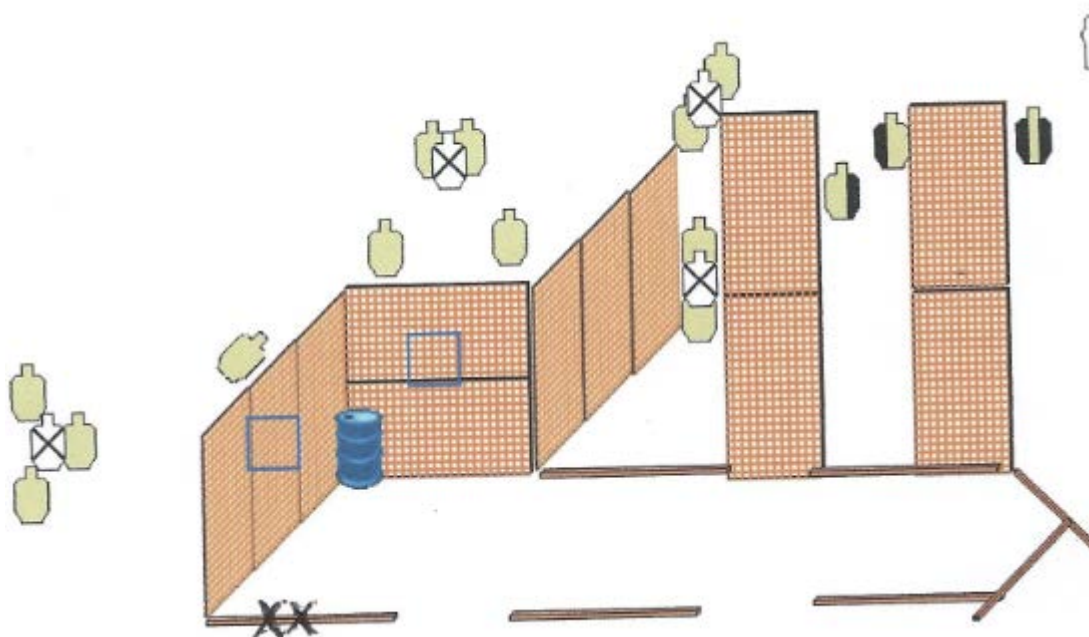
START POSITION: Standing outside of the shooting area, heels on X's, facing uprange, loaded pistol on barrel pointed downrange with trigger guard on X.

STAGE PROCEDURE

Upon start signal Shoot 'em as you see 'em from within fault lines/shooting area.

SCORING

SCORING: Comstock, 31 rounds, 155 points
TARGETS: 15 Metric, 1 US Popper
SCORED HITS: Best 2 per IPSC, steel down = 1A
START-STOP: Audible - Last shot
PENALTIES: Procedural. -10
No-shoot hit. -10
Miss. -10



SETUP NOTES:

RO NOTES:

Stage 4

RULES: Practical Shooting Handbook, Latest Edition COURSE DESIGNER: Rich Redovian - CAS

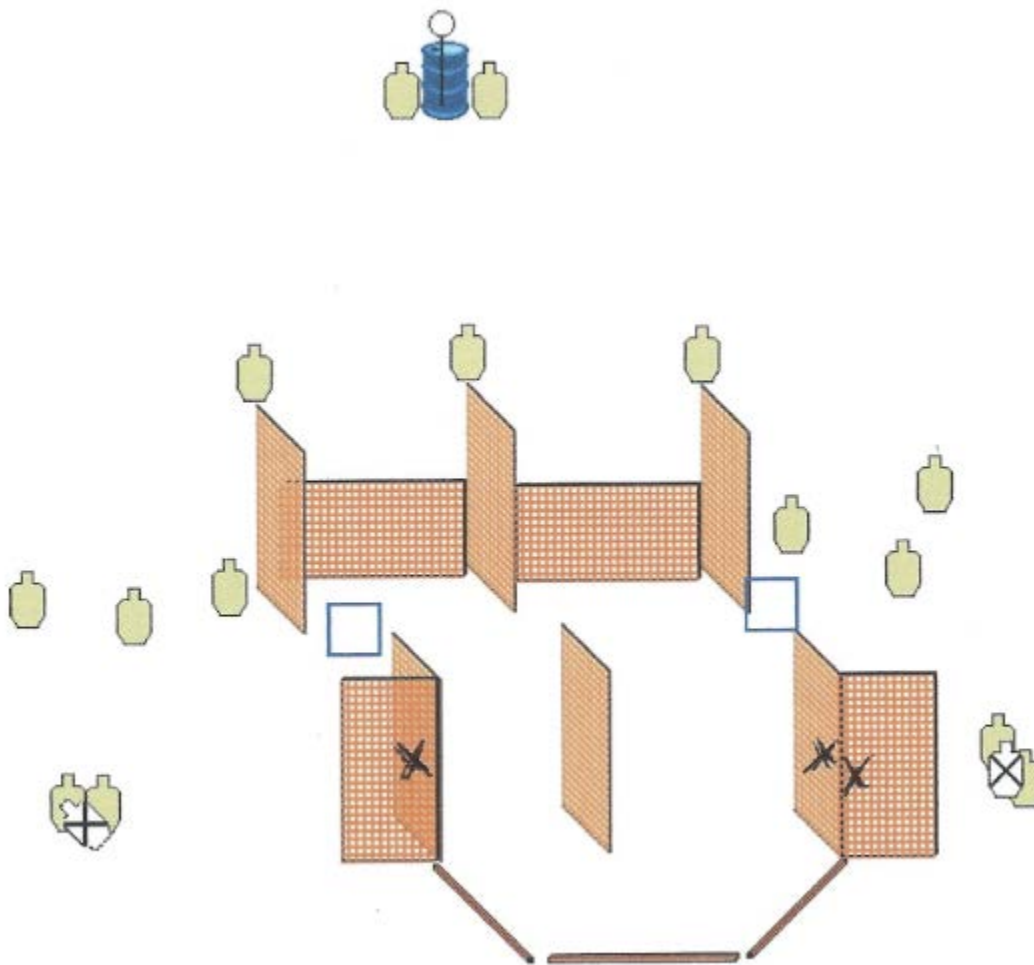
START POSITION: Standing with hands touching either set of X's, pistol loaded and holstered.

STAGE PROCEDURE

Upon start signal Shoot 'em as you see 'em from within fault lines/shooting area.

SCORING

SCORING: Comstock, 31 rounds, 155 points
TARGETS: 15 Metric, 1 steel plate
SCORED HITS: Best 2 per IPSC, steel down = 1A
START-STOP: Audible - Last shot
PENALTIES: Procedural. -10
No-shoot hit. -10
Miss. -10



SETUP NOTES:

RO NOTES:



CM 06-10

Stage 5

Steely Speed VII

RULES: USPSA Rule Book, Current Edition

COURSE DESIGNER: Nationals Design Team

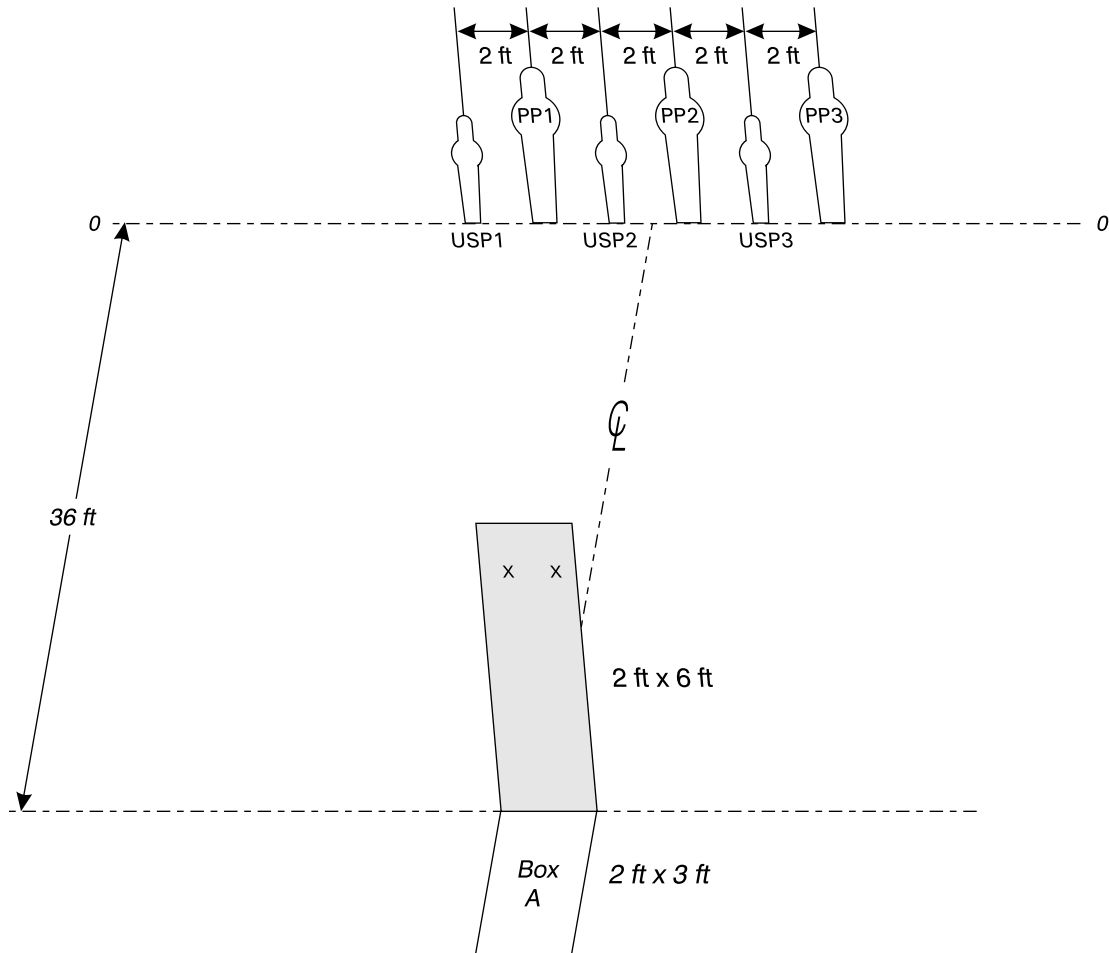
START POSITION: Standing behind barricade, hands on X's. Handgun is loaded and holstered as per ready condition in rule 8.1.1 and 8.1.2.

STAGE PROCEDURE

Upon start signal, engage all targets as visible. All rounds must be fired within the confines of the fault lines.

SCORING

SCORING: Comstock, 6 rounds, 30 points
TARGETS: 3 Pepper poppers, 3 US Poppers
SCORED HITS: KD = 1A
START - STOP: Audible - Last shot
PENALTIES: Per current edition of USPSA Rule Book.



SETUP NOTES: The popper array is centered on the 2-foot-by-6-foot barricade, 36 feet down range. The poppers are spaced 2 feet on center. Center of X's on barricade are 60 inches above ground, 12 inches apart, and each is 6 inches in from either edge.





RULES: USPSA Rule Book, Current Edition

COURSE DESIGNER: 2007 1911 Design Team

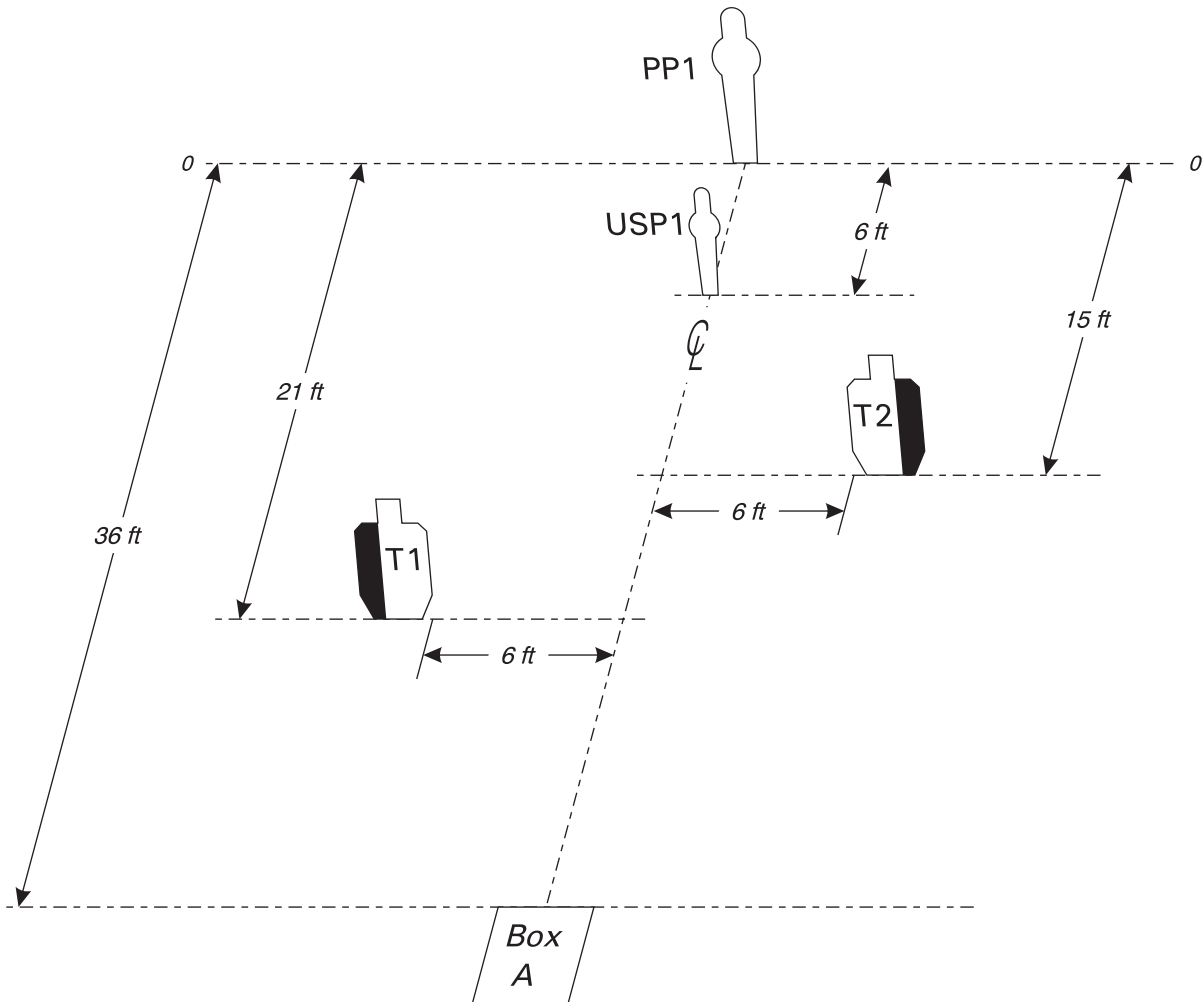
START POSITION: Standing facing uprange, shoulders square to back of box, toes against back of shooting box. Wrists above respective shoulders. Handgun is loaded and holstered as per ready condition in rule 8.1.1 and 8.1.2.

STAGE PROCEDURE

On signal, turn then draw and engage T1-T2 and PP1-USP1 from within the fault lines.

SCORING

SCORING: Comstock, 6 rounds, 30 points
TARGETS: 2 IPSC, 1 Pepper popper, 1 US Popper
SCORED HITS: Best 2/paper, KD = 1A
START - STOP: Audible - Last shot
PENALTIES: Per current edition of USPSA Rule Book.



SETUP NOTES: Set targets T1 and T2 to 5 feet high at shoulders. Box A is 3 feet by 3 feet.

