

Stage 1

RULES: Practical Shooting Handbook, Latest Edition **COURSE DESIGNER:** Ugo

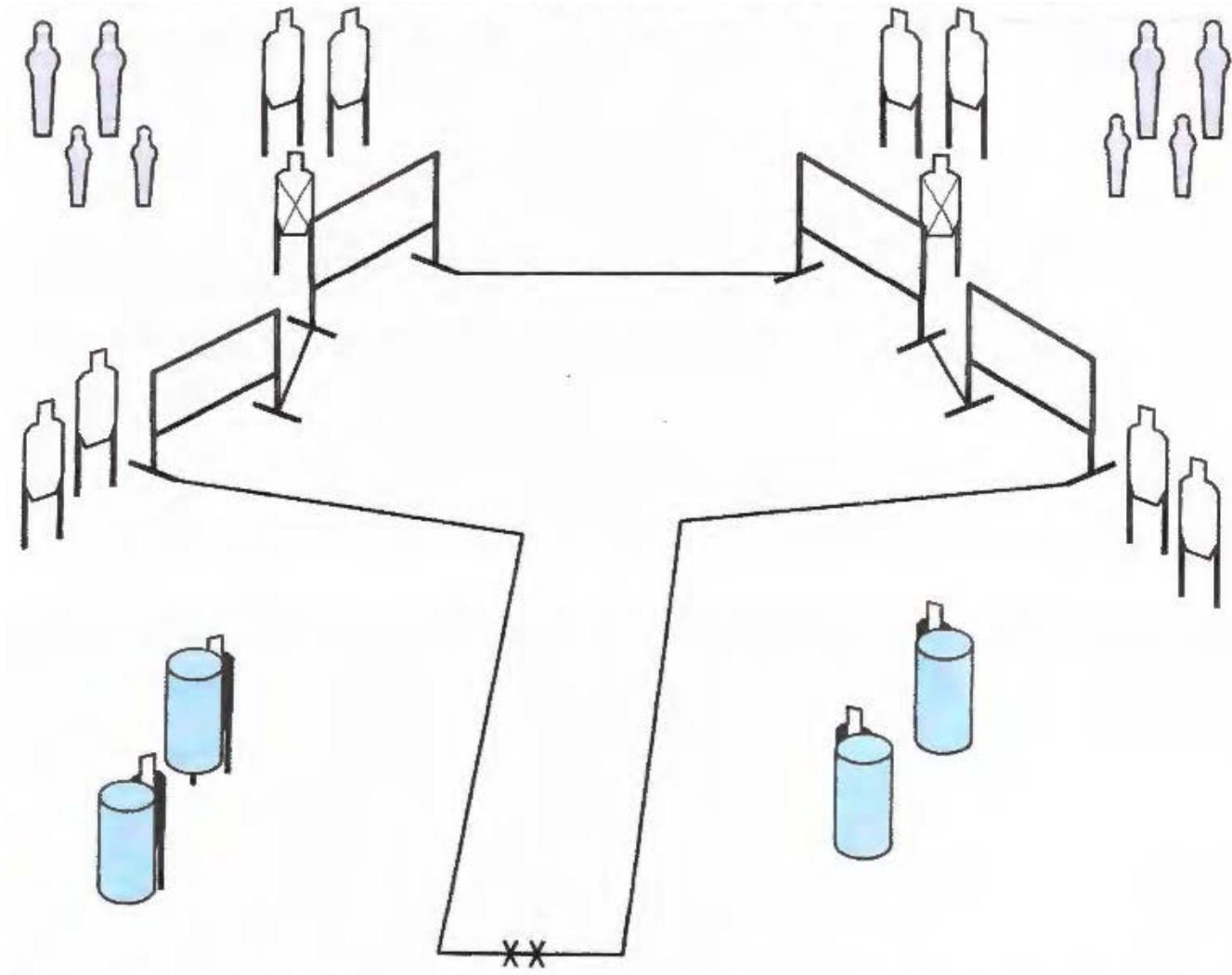
START POSITION: Heels on X's, handgun loaded and holstered as per Ready Condition 8.1, facing downrange, hands relaxed naturally at sides.

STAGE PROCEDURE

Upon start signal: Shoot 'em as you see 'em from within the shooting area.

SCORING

SCORING: Comstock, 32 rounds, 160 points
TARGETS: 12 IPSC, 4 PP, 4 USP
SCORED HITS: Best 2 per IPSC, steel down = 1A
START-STOP: Audible - Last shot
PENALTIES: Procedural. -10
No-shoot hit. -10
Miss. -10



Stage 2 - Sleep Walk

RULES: Practical Shooting Handbook, Latest Edition **COURSE DESIGNER:** Rich Redovian

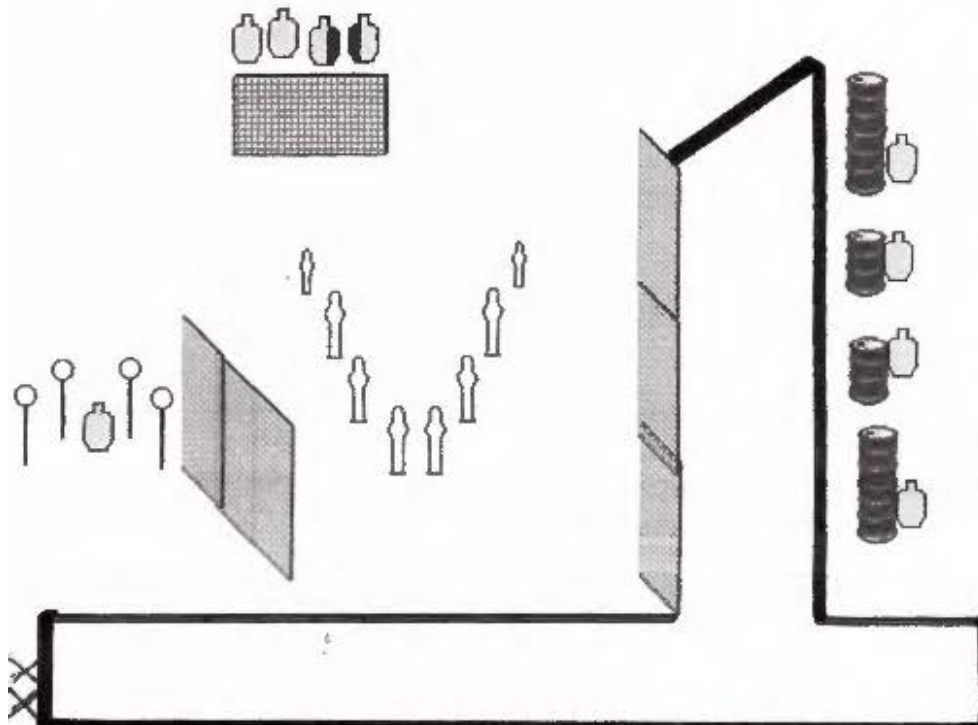
START POSITION: Toes on X's, handgun loaded and holstered as per Ready Condition 8.1, facing shooting area, wrists above shoulders.

STAGE PROCEDURE

Upon start signal: Shoot 'em as you see 'em from within the shooting area.

SCORING

SCORING: Comstock, 30 rounds, 150 points
TARGETS: 9 IPSC, 6 PP, 2 USP, 4 plates
SCORED HITS: Best 2 per IPSC, steel down = 1A
START-STOP: Audible - Last shot
PENALTIES: Procedural. -10
No-shoot hit. -10
Miss. -10



Stage 3 - "WYO" Standards

RULES: Practical Shooting Handbook, Latest Edition **COURSE DESIGNER:** Rich Redovian

START POSITION: Standing in Box A/B/C, handgun loaded and holstered, as per ready condition 8.1, facing downrange hands hanging relaxed at sides.

STAGE PROCEDURE

Upon Start Signal, draw and engage for each string as follows:

String 1: From within Box A, engage T1-T3 with two shots each.

String 2: From within Box B, engage T1-T3 with two shots each, then make a mandatory reload and then engage T1-T3 with two shots each.

String 3: From within Box C, engage T1-T3 with two shots each, STRONG hand only.

SCORING

SCORING: Virginia count, 24 rounds, points
TARGETS: 3 IPSC
SCORED HITS: Best 8 per IPSC
START-STOP: Audible - Last shot
PENALTIES: Procedural. -10
No-shoot hit. -10
Extra shot. -10
Extra hit. -10
Miss. -10



Stage 4 - Le Petite Chef

RULES: Practical Shooting Handbook, Latest Edition **COURSE DESIGNER:** Rich Redovian

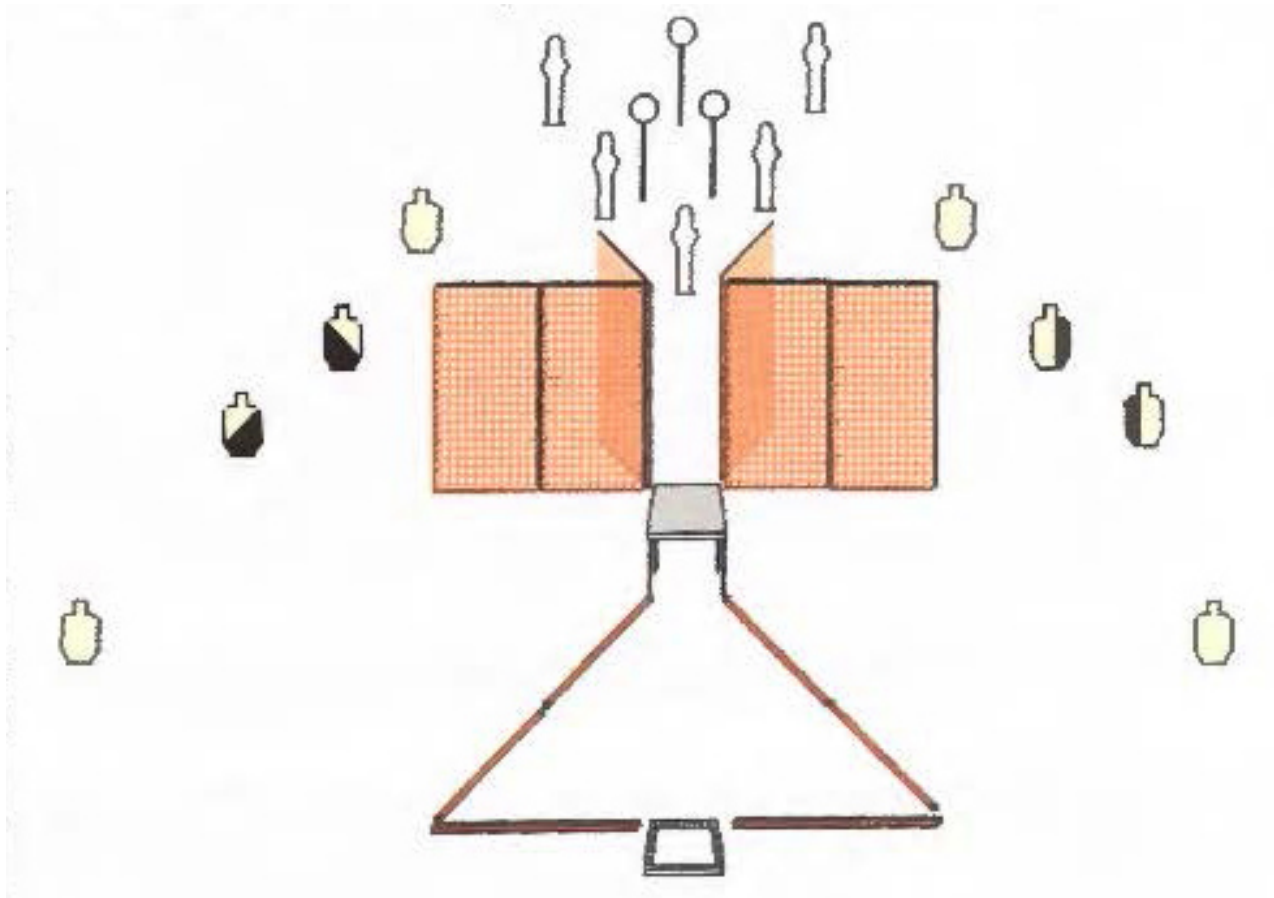
START POSITION: Unloaded pistol lying flat on table. All mags to be used must be placed on table top. Apron is SECURELY fastened and tied tightly about the waist, shooter facing UP-range in Box, hands naturally at sides.

STAGE PROCEDURE

Upon start signal: Retrieve firearm, then shoot 'em as you see 'em from within the shooting area.

SCORING

SCORING: Comstock, 24 rounds, 120 points
TARGETS: 8 IPSC, 5 PP, 3 plates
SCORED HITS: Best 2 per IPSC, steel down = 1A
START-STOP: Audible - Last shot
PENALTIES: Procedural. -10
No-shoot hit. -10
Miss. -10





RULES: Practical Shooting Handbook, Latest Edition **COURSE DESIGNER:** Jeff Cooper

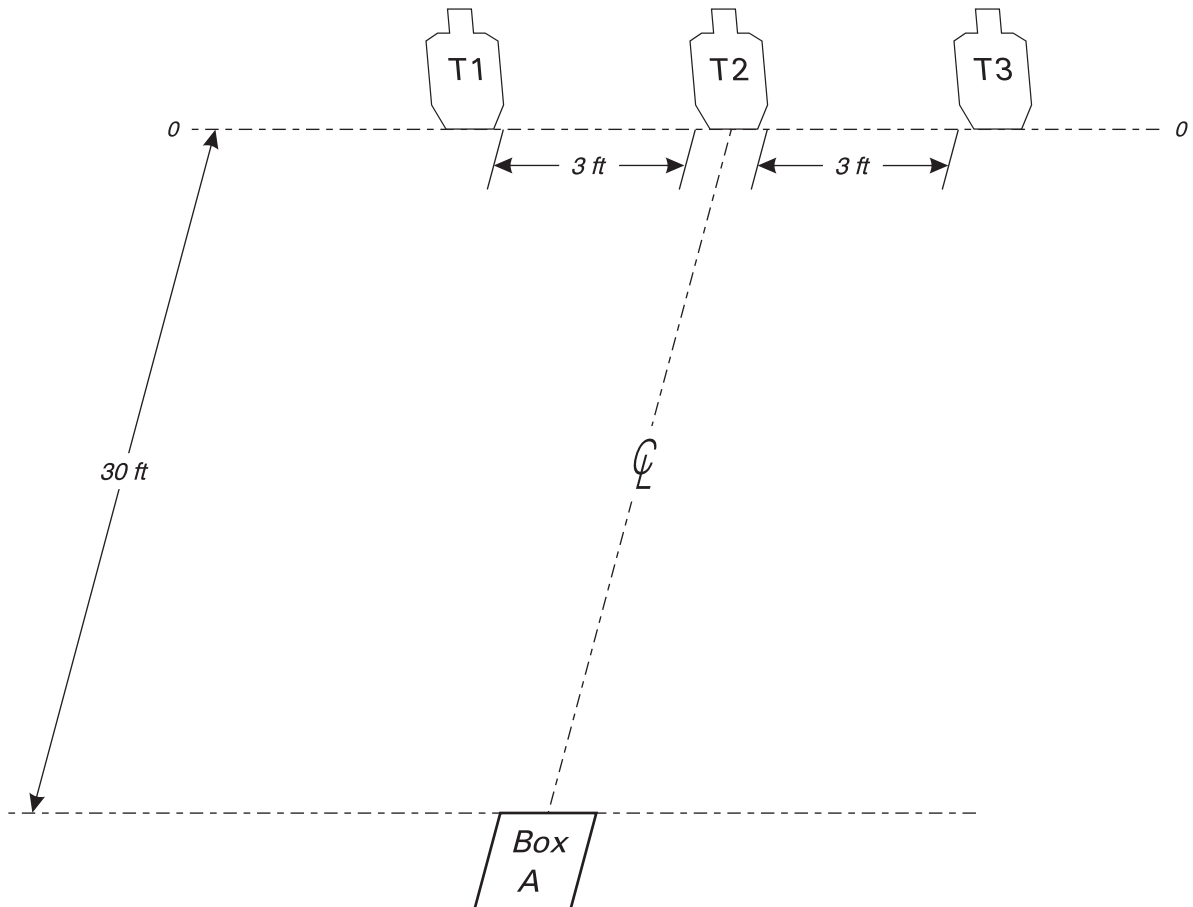
START POSITION: Standing in Box A, back to targets, toes of both feet against rear of fault line of Box A, both wrists above respective shoulders. Handgun is loaded and holstered as per ready condition in rule 8.1.1 and 8.1.2.

STAGE PROCEDURE

Upon start signal, turn then draw and from Box A engage T1-T3 with only two rounds per target, then perform a mandatory reload and from Box A engage T1-T3 with only two rounds per target.

SCORING

SCORING: Virginia Count, 12 rounds, 60 points
TARGETS: 3 IPSC
SCORED HITS: Best 4/paper
START - STOP: Audible - Last shot
PENALTIES: Per current edition USPSA Practical Shooting Handbook.
Failure to perform mandatory reload will result in one procedural penalty per shot fired.



SETUP NOTES: Set targets to 5 feet high at shoulders. Shooting box is 3 feet by 3 feet.

