



CM 99-23

Stage 1

Front Sight

RULES: Practical Shooting Handbook, Latest Edition **COURSE DESIGNER:** P.R. Metcalf—Modification by US Design Team

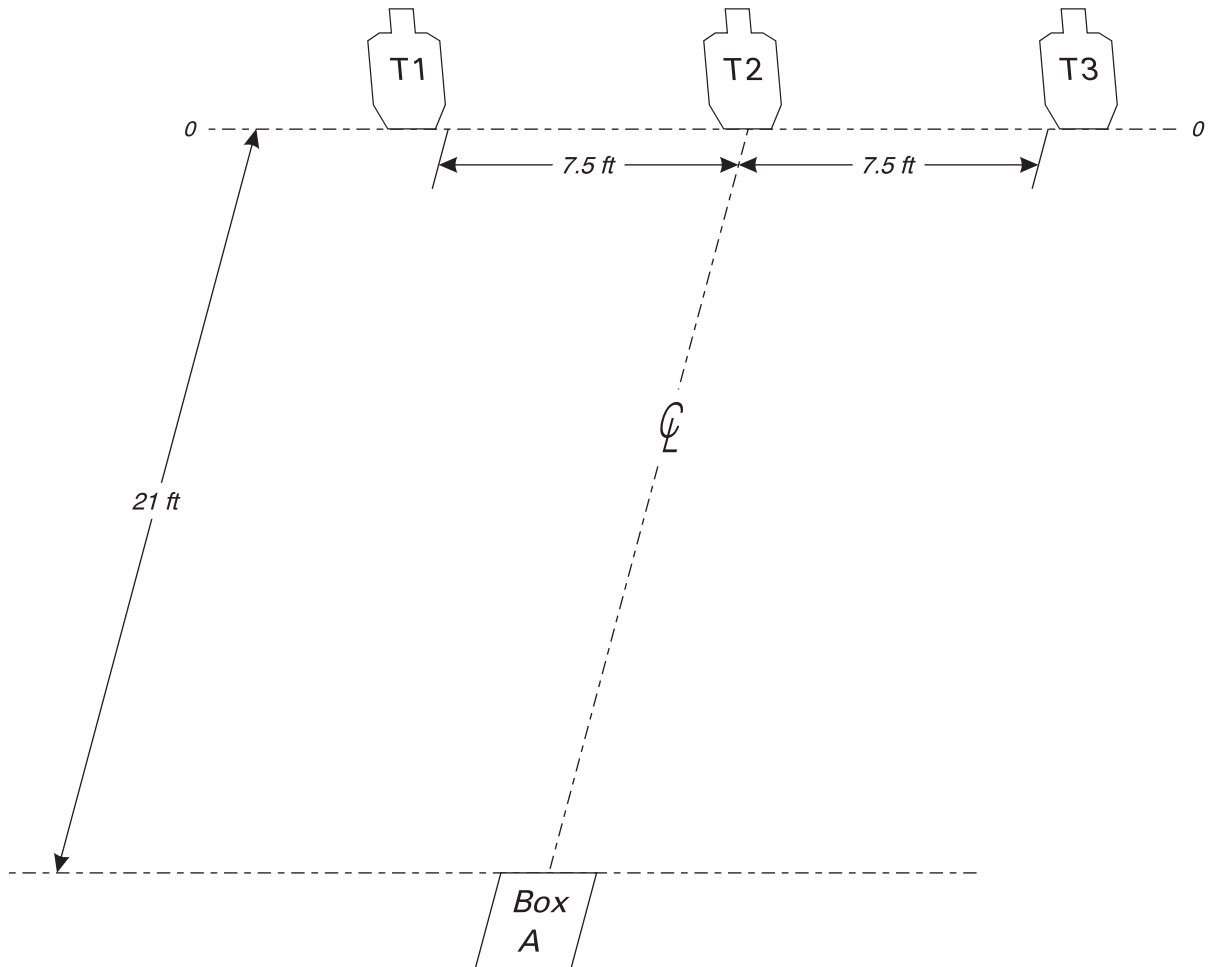
START POSITION: Standing in Box A, both arms hanging relaxed at sides or both wrists above respective shoulders - shooter's choice. Handgun is loaded and holstered as per ready condition in rule 8.1.1 and 8.1.2.

STAGE PROCEDURE

- String 1. Start facing uprange. Upon start signal, turn, from Box A engage T1-T3 with only two rounds per target.
- String 2. Start facing targets, hand position opposite of string one, upon start signal, from Box A, engage T1-T3 with only two rounds per target.

SCORING

- SCORING:** Virginia Count, 12 rounds, 60 points
- TARGETS:** 3 IPSC
- SCORED HITS:** Best 4/paper
- START - STOP:** Audible - Last shot
- PENALTIES:** Per current edition USPSA Practical Shooting Handbook.



SETUP NOTES: Set paper targets to 5 feet high at shoulders. Box A is 3 feet by 3 feet. Angle T1 and T3 to face shooting box.



Stage 2

RULES: Practical Shooting Handbook, Latest Edition **COURSE DESIGNER:** Cody Action Shooters



START POSITION: Standing in shooting area, hands on X's, handgun loaded and holstered as per Ready Condition 8.1, facing downrange.

STAGE PROCEDURE

Upon start signal, shoot them as you see them from within the fault lines.

SCORING

SCORING: Comstock, 24 rounds, 120 points
TARGETS: 12 IPSC
SCORED HITS: Best 2 per IPSC
START-STOP: Audible - Last shot
PENALTIES: Procedural. -10
Miss. -10



SETUP NOTES:

RO NOTES:

Stage 3

RULES: Practical Shooting Handbook, Latest Edition **COURSE DESIGNER:** Cody Action Shooters

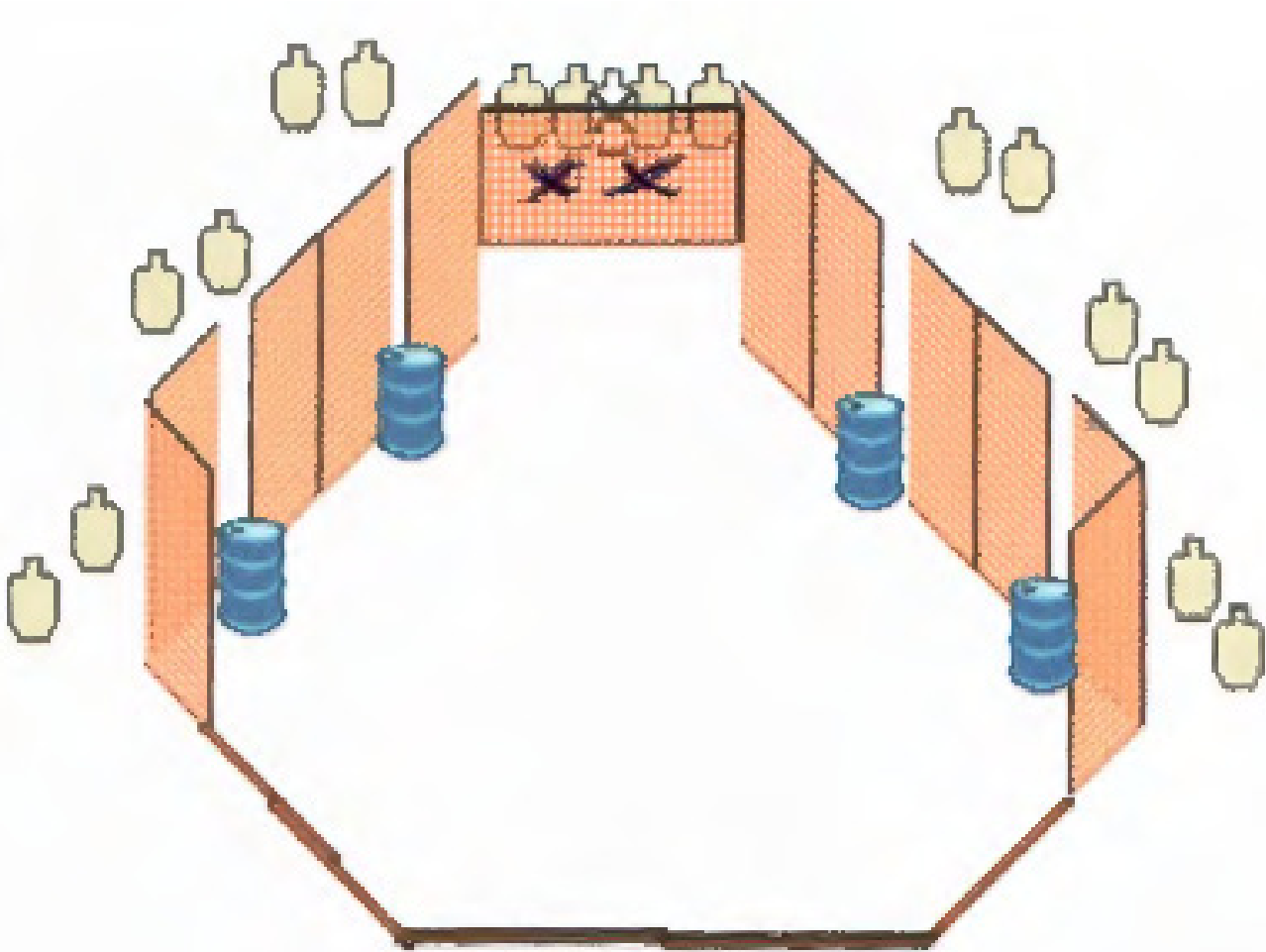
START POSITION: Standing in shooting area, hands on X's, handgun loaded and holstered as per Ready Condition 8.1, facing downrange.

STAGE PROCEDURE

Upon start signal, shoot them as you see them from within the fault lines.

SCORING

SCORING: Comstock, 32 rounds, 160 points
TARGETS: 16 IPSC
SCORED HITS: Best 2 per IPSC
START-STOP: Audible - Last shot
PENALTIES: Procedural. -10
No-shoot hit. -10
Miss. -10



SETUP NOTES:

RO NOTES:

Stage 4

RULES: Practical Shooting Handbook, Latest Edition **COURSE DESIGNER:** Cody Action Shooters

START POSITION: Standing in Box facing uprangle, handgun unloaded lying flat on table (may be a barrel instead of table). All mags and ammunition to be used on either or both barrels (i.e., Not on the starting table/barrel with pistol).

STAGE PROCEDURE

Upon start signal, shoot them as you see them from within the fault lines.

Loaded mags may NOT be put in pockets/pouches/mouth, etc. Loaded mags must remain on barrels until used.

Used mags may be stored on your person.

SCORING

SCORING: Comstock, 32 rounds, 160 points

TARGETS: 12 IPSC, 4 PP, 4 USP

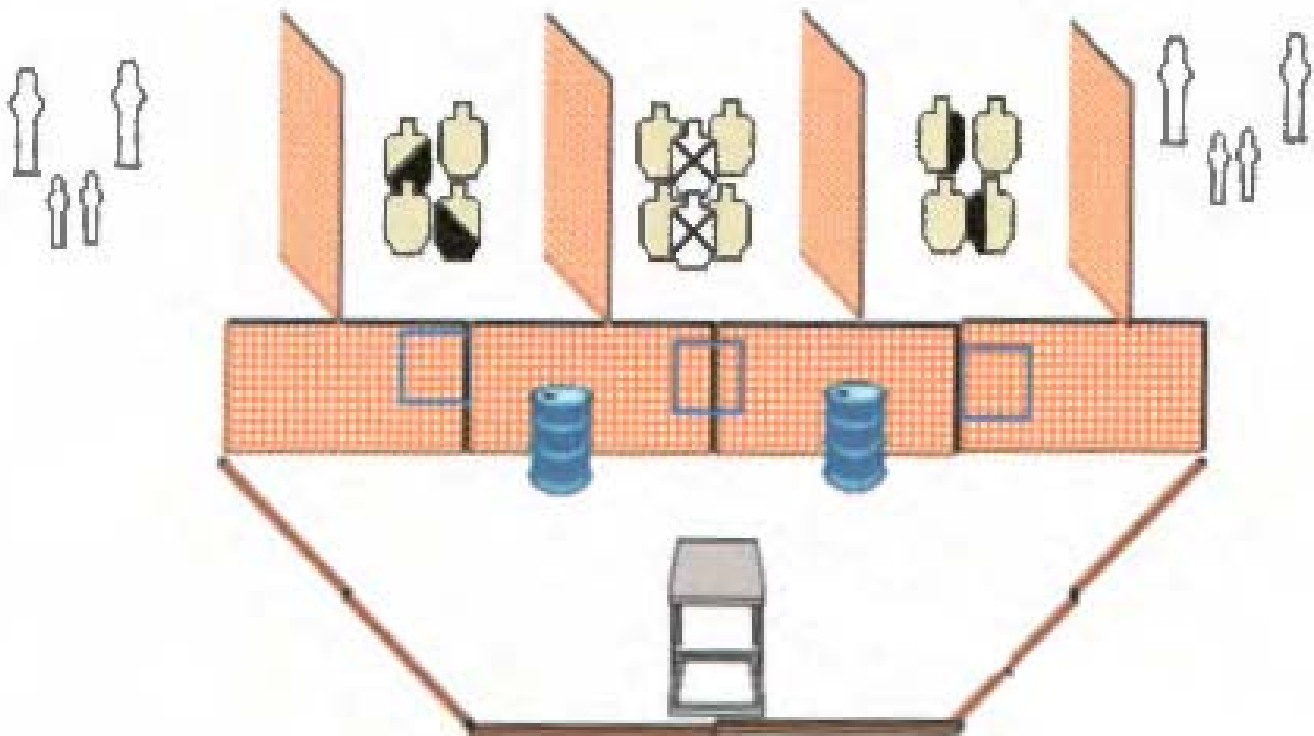
SCORED HITS: Best 2 per IPSC, steel down = 1A

START-STOP: Audible - Last shot

PENALTIES: Procedural. -10

No-shoot hit. -10

Miss. -10



SETUP NOTES:

RO NOTES:

Stage 5

RULES: Practical Shooting Handbook, Latest Edition **COURSE DESIGNER:** Cody Action Shooters

START POSITION: Standing in Appropriate Box for each string, facing downrange, hands relaxed naturally at sides. handgun lying flat on barrel either loaded/unloaded per string procedures below. All mags and ammunition to be used must also be on the barrel.

STAGE PROCEDURE

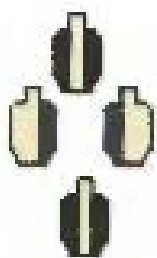
String 1: Unloaded pistol laying flat on barrel and all mags/ammo to be used also lying on barrel. At signal, engage T1-T4 2 rounds each, freestyle, from within Box.

String 2: Loaded pistol laying flat on barrel and all mags/ammo to be used also lying on barrel. At signal, engage T1-T4 2 rounds each, Strong hand, from within Box.


String 3: Loaded pistol laying flat on barrel and all mags/ammo to be used also lying on barrel. At signal, engage T1-T4 2 rounds each, Weak hand, from within Box.

SCORING


SCORING: Virginia count, 24 rounds, 120points
TARGETS: 12 IPSC
SCORED HITS: Best 2 per IPSC
START-STOP: Audible - Last shot
PENALTIES: Procedural. -10
 No-shoot hit. -10
 Extra shot. -10
 Extra hit. -10
 Miss. -10



String #1



String #2



String #3

SETUP NOTES:

RO NOTES: