



CM 06-06

Golden Bullet Standards

RULES: USPSA Rule Book, Current Edition

COURSE DESIGNER: NorCal Section

START POSITION: Standing in Box A, facing targets, hands relaxed at sides. Handgun is loaded and holstered as per ready condition in rule 8.1.1 and 8.1.2.

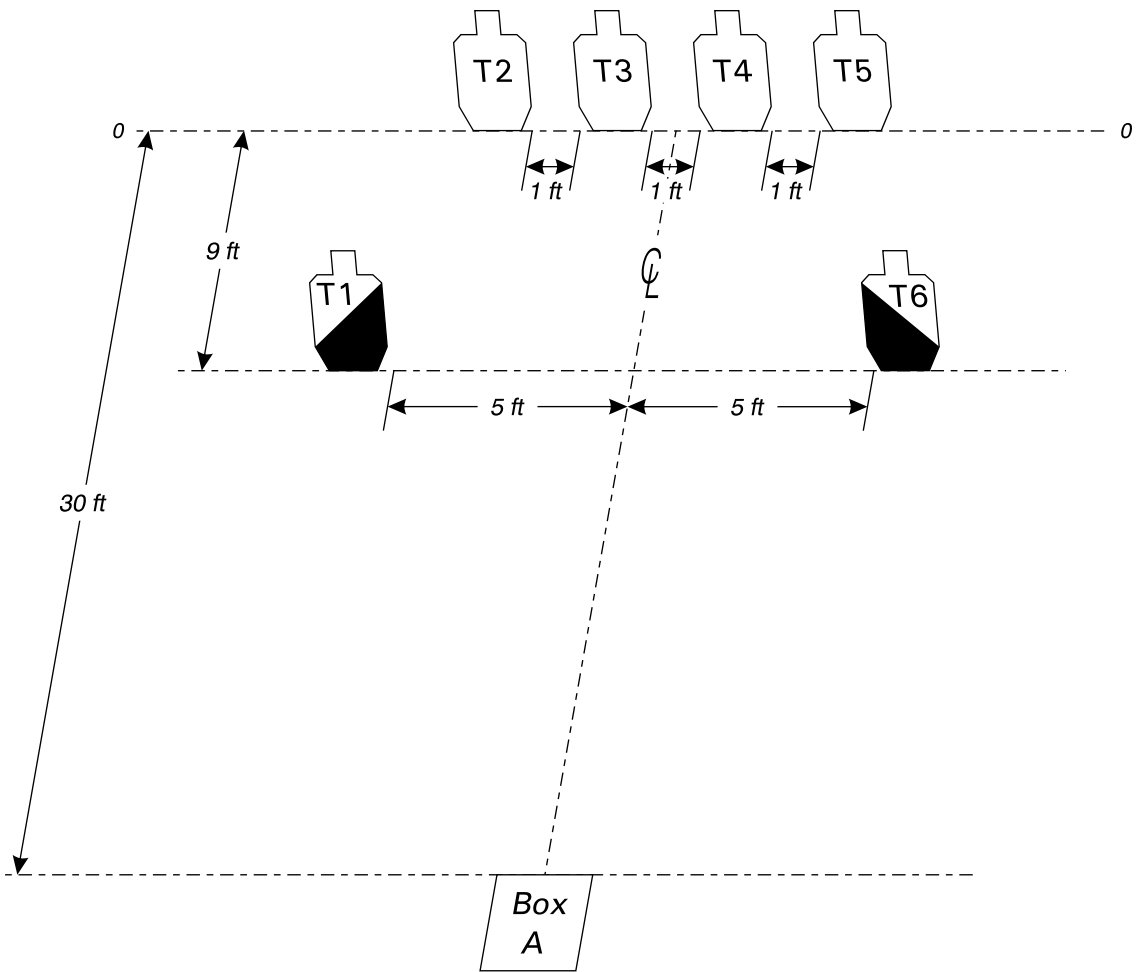
STAGE PROCEDURE

- String 1 On signal, engage targets with one round each, perform a mandatory reload and re-engage each target with one round each strong hand only.
- String 2 On signal, engage each target with one round each, perform a mandatory reload and re-engage each target with one round each weak hand only.

For both strings, all rounds fired must be from within Box A.

SCORING

- SCORING:** Virginia Count, 24 rounds, 120 points
- TARGETS:** 6 IPSC
- SCORED HITS:** Best 4/paper
- START - STOP:** Audible - Last shot
- PENALTIES:** Per current edition of USPSA Rule Book. One procedural per shot fired for failing to reload when specified.



SETUP NOTES: Set paper targets to 5 feet high at shoulders. Box A is 3 feet by 3 feet. Hard cover on T1 and T6 runs diagonally from lower shoulder to top of angled cut at the bottom.





CM 06-06 Golden Bullet Standards

TGT	A	B	C	D	M	
USE NUMBERS - NOT HASHMARKS						
T1	<input type="text"/>	<input type="text"/>	<input type="text"/>	<input type="text"/>	<input type="text"/>	4
T2	<input type="text"/>	<input type="text"/>	<input type="text"/>	<input type="text"/>	<input type="text"/>	4
T3	<input type="text"/>	<input type="text"/>	<input type="text"/>	<input type="text"/>	<input type="text"/>	4
T4	<input type="text"/>	<input type="text"/>	<input type="text"/>	<input type="text"/>	<input type="text"/>	4
T5	<input type="text"/>	<input type="text"/>	<input type="text"/>	<input type="text"/>	<input type="text"/>	4
T6	<input type="text"/>	<input type="text"/>	<input type="text"/>	<input type="text"/>	<input type="text"/>	4
TOTAL HITS	<input type="text"/>	<input type="text"/>	<input type="text"/>	<input type="text"/>	<input type="text"/>	24
MAJ	X5	X4	X4	X2	X-10	
MIN	X5	X3	X3	X1	X-10	

VIRGINIA COUNT PENALTIES

PROCEDURAL (-10 EACH)

EXTRA SHOT (-10 EACH)

EXTRA HIT (-10 EACH)

TIME

STRING 1

STRING 2

TOTAL TIME

STATS ONLY + + + - =

MINUS PENALTIES OF
EQUALS TOTAL SCORE
DIVIDED BY TIME OF
HIT FACTOR =
(4 DECIMAL PLACES)



Shooter:

RO:

REMARKS

SHOOTER NUMBER **Open** **Lim.** **Lim. 10** **Prod.** **Rev.** **Sing. St.** **MAJOR** **minor**

NAME _____ USPSA _____



CM 13-02

Down The Middle

RULES: USPSA Handgun Competition Rules, Current Edition **COURSE DESIGNER:** US Nationals Design Team

START POSITION: Standing inside the fault lines, facing downrange, hands naturally at your sides. Gun is loaded and holstered.

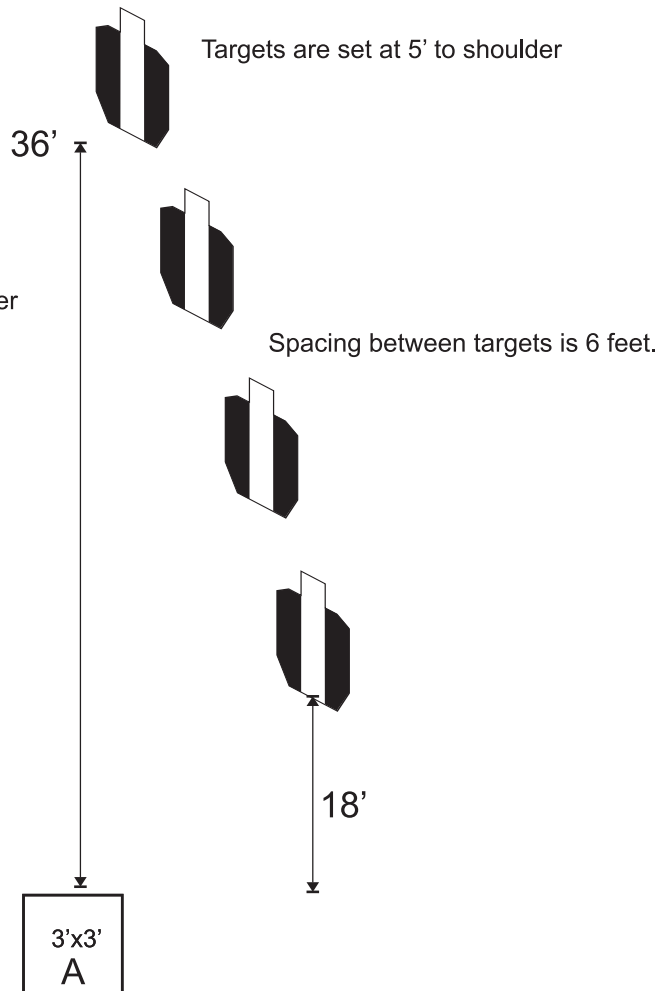
STAGE PROCEDURE

On the start signal, engage each target with two rounds only from within the fault lines.

SCORING

SCORING: Virginia Count, 8 rounds, 40 points
TARGETS: 4 Metric
SCORED HITS: Best 2/paper
START - STOP: Audible - Last shot
PENALTIES: Per current edition of USPSA Handgun Competition Rules

Space targets 1/2 target width towards center line each target, and face to shooter to avoid shoot-throughs.



SETUP NOTES: Targets are spaced 6 feet apart, and a half-target width towards the center line. T1 is at 36 feet, T4 is at 18 feet from front of shooting area A. Hard cover is painted edge to edge of A scoring zone.





CM 13-02 Down The Middle

TGT	A	B	C	D	M	
	USE NUMBERS - NOT HASHMARKS					
T1	<input type="text"/>	<input type="text"/>	<input type="text"/>	<input type="text"/>	<input type="text"/>	2
T2	<input type="text"/>	<input type="text"/>	<input type="text"/>	<input type="text"/>	<input type="text"/>	2
T3	<input type="text"/>	<input type="text"/>	<input type="text"/>	<input type="text"/>	<input type="text"/>	2
T4	<input type="text"/>	<input type="text"/>	<input type="text"/>	<input type="text"/>	<input type="text"/>	2
TOTAL HITS	<input type="text"/>	<input type="text"/>	<input type="text"/>	<input type="text"/>	<input type="text"/>	8
MAJ	X5	X4	X4	X2	X-10	
MIN	X5	X3	X3	X1	X-10	

VIRGINIA COUNT PENALTIES	
<input type="text"/>	PROCEDURAL (-10 EACH)
<input type="text"/>	EXTRA SHOT (-10 EACH)
<input type="text"/>	EXTRA HIT (-10 EACH)

TIME
TOTAL TIME
<input type="text"/>

STATS ONLY + + + - =



MINUS PENALTIES OF
 EQUALS TOTAL SCORE
 DIVIDED BY TIME OF
 HIT FACTOR =
 (4 DECIMAL PLACES)

Shooter: _____

RO: _____

REMARKS

SHOOTER NUMBER **Open** **Lim.** **Lim. 10** **Prod.** **Rev.** **Sing. St.** **MAJOR** **minor**

NAME _____ USPSA _____



CM 13-07

Double Deal 2

RULES: USPSA Handgun Competition Rules, Current Edition **COURSE DESIGNER:** Russell Cluver

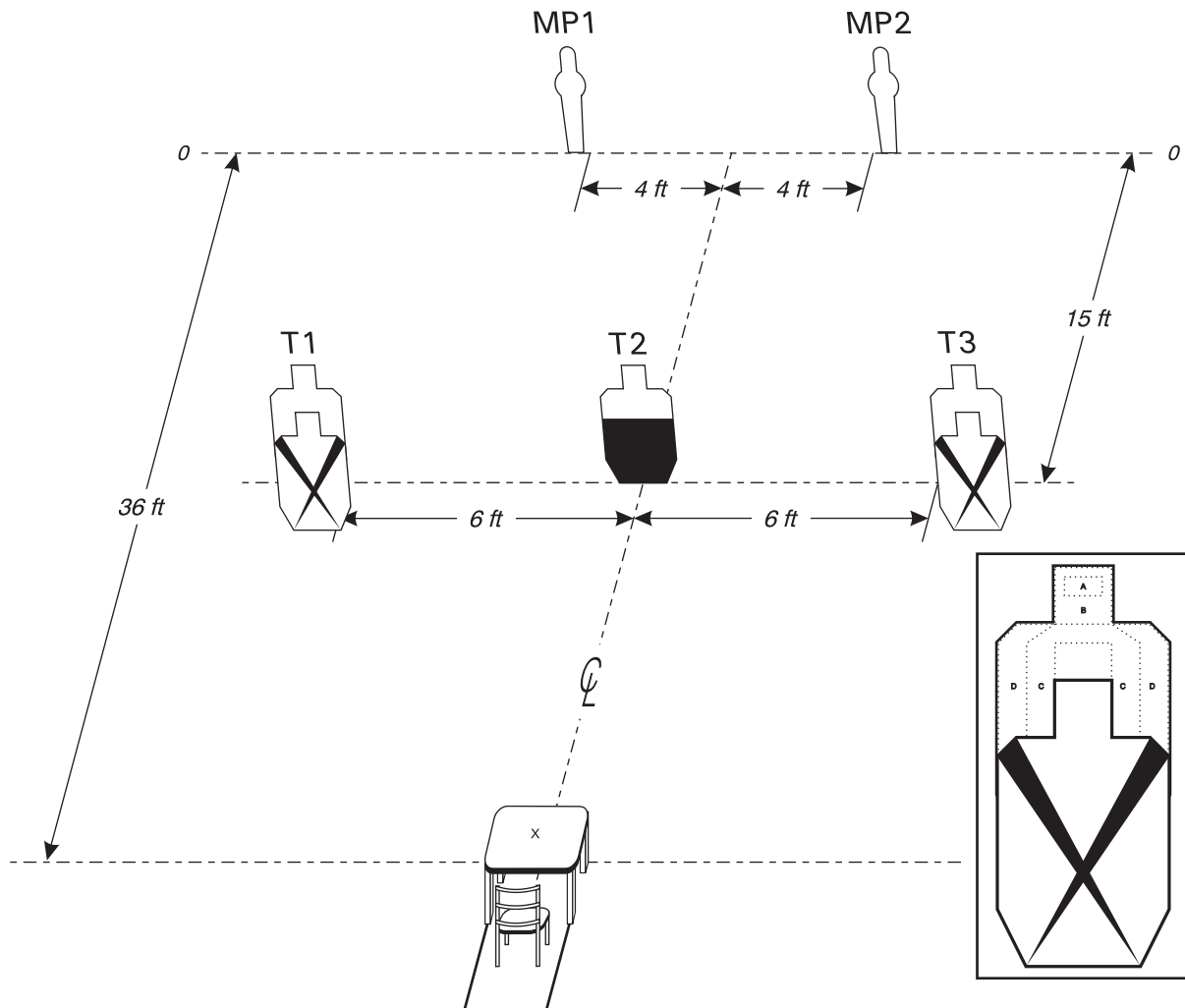
START POSITION: Seated at table facing downrange holding playing cards with both hands and elbows on the table. Loaded firearm is placed on X in center of table with the muzzle pointing down range.

STAGE PROCEDURE

Upon start signal, retrieve handgun and engage T1-T3 and Mini-poppers 1 and 2 from behind table and within the fault lines.

SCORING

SCORING: Comstock, 8 rounds, 40 points
TARGETS: 3 Metric, 2 Mini-poppers
SCORED HITS: Best 2/paper, KD = 1A
START - STOP: Audible - Last Shot
PENALTIES: Per current edition of USPSA Handgun Competition Rules



SETUP NOTES: Set targets to five feet high at the shoulders. Set the top edge of the no-shoots five inches below the top scoring perforation of the lower A zone. Hard cover on T2 covers half of lower A zone. Use a standard card table with an X in the exact center of the



table. The chair is centered behind the table with the front edge of the chair 12 inches behind the table. Stake the chair in place so it cannot be moved. Left and right fault lines are four feet long. Use a single upper B-zone panel for the "playing cards."



CM 13-07 Double Deal 2

TGT	A	B	C	D	M	
	USE NUMBERS - NOT HASHMARKS					
T1	<input style="width: 40px; height: 25px;" type="text"/>	<input style="width: 40px; height: 25px;" type="text"/>	<input style="width: 40px; height: 25px;" type="text"/>	<input style="width: 40px; height: 25px;" type="text"/>	<input style="width: 40px; height: 25px;" type="text"/>	2
T2	<input style="width: 40px; height: 25px;" type="text"/>	<input style="width: 40px; height: 25px;" type="text"/>	<input style="width: 40px; height: 25px;" type="text"/>	<input style="width: 40px; height: 25px;" type="text"/>	<input style="width: 40px; height: 25px;" type="text"/>	2
T3	<input style="width: 40px; height: 25px;" type="text"/>	<input style="width: 40px; height: 25px;" type="text"/>	<input style="width: 40px; height: 25px;" type="text"/>	<input style="width: 40px; height: 25px;" type="text"/>	<input style="width: 40px; height: 25px;" type="text"/>	2
STL	<input style="width: 40px; height: 25px;" type="text"/>				<input style="width: 40px; height: 25px;" type="text"/>	2
TOTAL HITS	<input style="width: 40px; height: 25px;" type="text"/>	<input style="width: 40px; height: 25px;" type="text"/>	<input style="width: 40px; height: 25px;" type="text"/>	<input style="width: 40px; height: 25px;" type="text"/>	<input style="width: 40px; height: 25px;" type="text"/>	8
MAJ	X5	X4	X4	X2	X-10	
MIN	X5	X3	X3	X1	X-10	

COMSTOCK PENALTIES

PROCEDURAL (-10 EACH)

NO-SHOOT HIT (-10 EACH)

TIME

TOTAL TIME

STATS ONLY + + + - =

MINUS PENALTIES OF
EQUALS TOTAL SCORE
DIVIDED BY TIME OF
HIT FACTOR =
(4 DECIMAL PLACES)



Shooter:

RO:

REMARKS

SHOOTER NUMBER	Open	Lim.	Lim. 10	Prod.	Rev.	Sing. St.	MAJOR	minor
----------------	------	------	---------	-------	------	-----------	-------	-------

NAME _____ USPSA _____



CM 13-08

More Disaster Factor

RULES: USPSA Handgun Competition Rules, Current Edition **COURSE DESIGNER:** Robert Porter

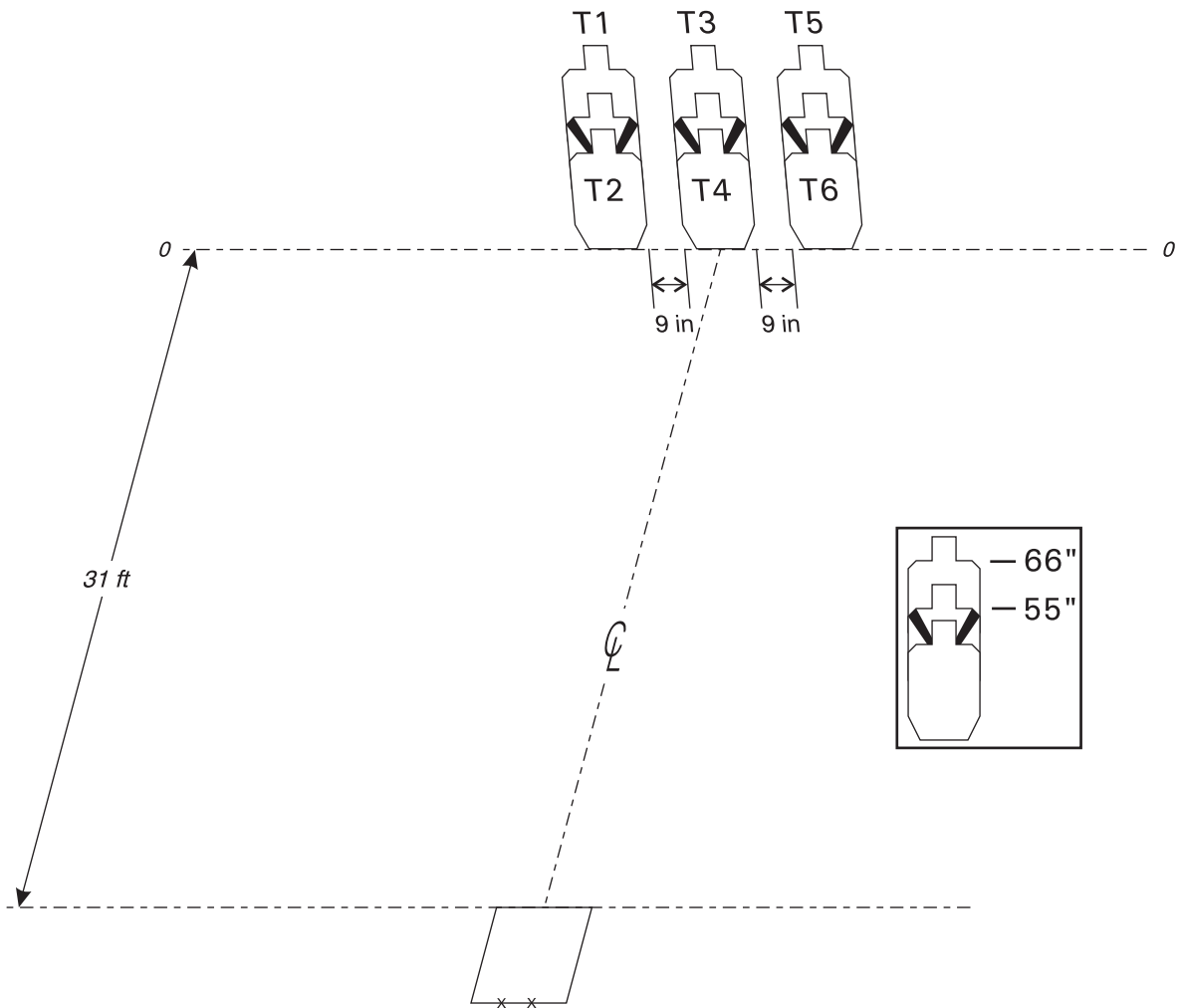
START POSITION: Standing inside the fault lines, heels against the X's on the back of the shooting box. Gun is loaded and holstered.

STAGE PROCEDURE

Upon start signal and from within the shooting box, engage either the upper three targets or the lower three targets with only two rounds each, perform a mandatory reload, and engage the remaining three targets with only two rounds each.

SCORING

SCORING: Virginia Count, 12 rounds, 60 points
TARGETS: 6 Metric
SCORED HITS: Best 2/paper
START - STOP: Audible - Last Shot
PENALTIES: Per current edition of USPSA Handgun Competition Rules



SETUP NOTES: Targets are set at 31 feet from the front of the shooting box, and are spaced 9 inches apart, edge to edge. The shoulders of T1, T3, and T5 are at 66 inches. The shoulders of the no-shoots are at 55 inches. Set the top edges of T2, T4, and T6 at 7.5 inches below



the top edge of the no-shoot.) All targets must be aligned vertically, edge to edge. The shooting box is a standard 3 foot by 3 foot box. The X marks are to be 12 inches in from each side of the box.



CM 13-08 More Disaster Factor

TGT	A	B	C	D	M	
USE NUMBERS - NOT HASHMARKS						
T1	<input type="text"/>	<input type="text"/>	<input type="text"/>	<input type="text"/>	<input type="text"/>	2
T2	<input type="text"/>	<input type="text"/>	<input type="text"/>	<input type="text"/>	<input type="text"/>	2
T3	<input type="text"/>	<input type="text"/>	<input type="text"/>	<input type="text"/>	<input type="text"/>	2
T4	<input type="text"/>	<input type="text"/>	<input type="text"/>	<input type="text"/>	<input type="text"/>	2
T5	<input type="text"/>	<input type="text"/>	<input type="text"/>	<input type="text"/>	<input type="text"/>	2
T6	<input type="text"/>	<input type="text"/>	<input type="text"/>	<input type="text"/>	<input type="text"/>	2
TOTAL HITS	<input type="text"/>	<input type="text"/>	<input type="text"/>	<input type="text"/>	<input type="text"/>	12
MAJ	X5	X4	X4	X2	X-10	
MIN	X5	X3	X3	X1	X-10	

VIRGINIA COUNT PENALTIES

- PROCEDURAL (-10 EACH)
- NO-SHOOT HIT (-10 EACH)
- EXTRA SHOT (-10 EACH)
- EXTRA HIT (-10 EACH)

TIME

TOTAL TIME

.

STATS ONLY + + + - =

MINUS PENALTIES OF
 EQUALS TOTAL SCORE
 DIVIDED BY TIME OF
 HIT FACTOR =
 (4 DECIMAL PLACES)



Shooter:

RO:

REMARKS

SHOOTER NUMBER Open Lim. Lim. 10 Prod. Rev. Sing. St. MAJOR minor

NAME _____ USPSA _____

188