



CM 99-10

Stage 1

Times Two

RULES: Practical Shooting Handbook, Latest Edition **COURSE DESIGNER:** US Design Team

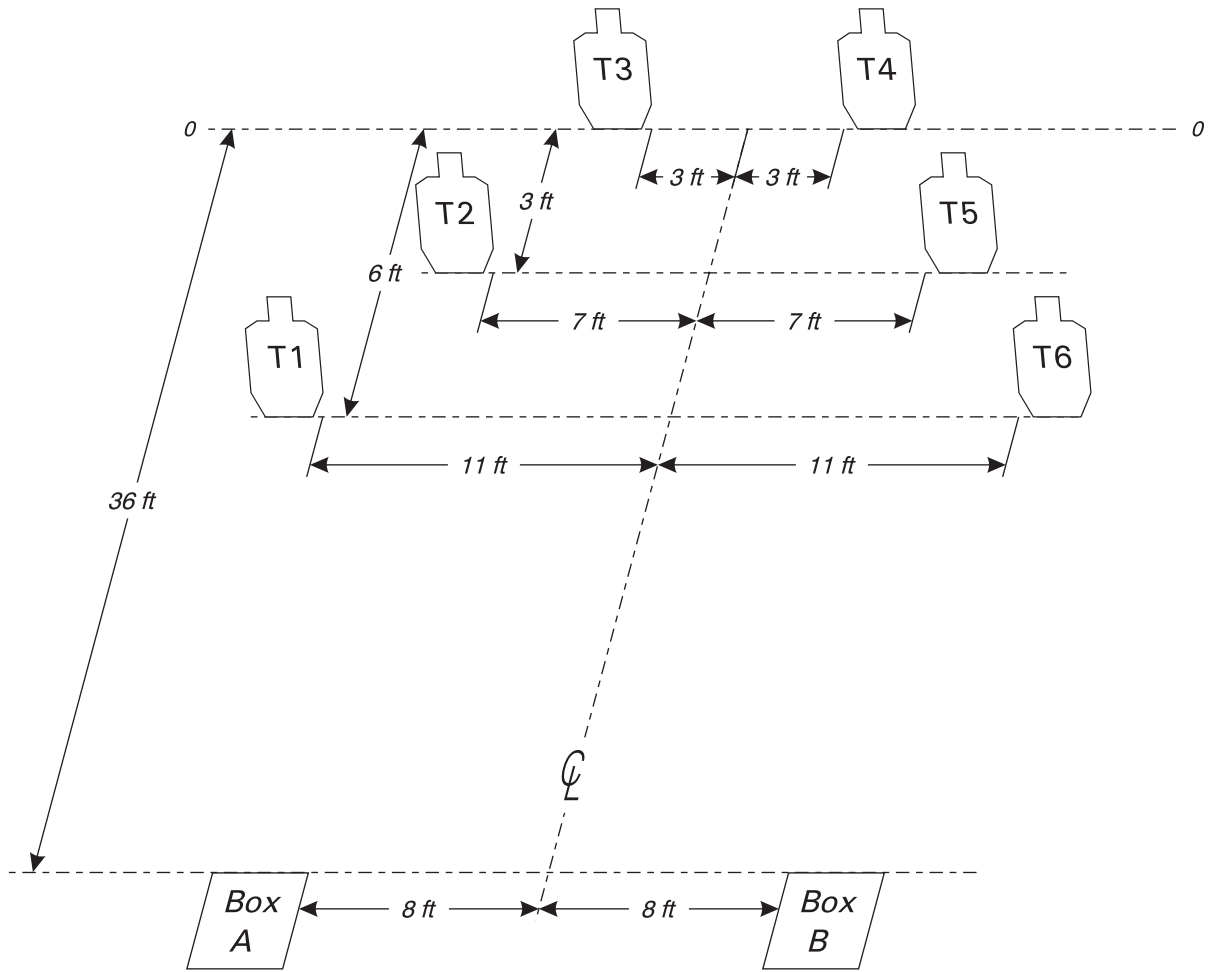
START POSITION: Standing in either Box A or Box B, both arms hanging relaxed at sides. Handgun is loaded and holstered as per ready condition in rule 8.1.1 and 8.1.2.

STAGE PROCEDURE

From Box A engage only T1-T3 with two rounds each.
From Box B engage only T4-T6 with two rounds each. Start in either Box A or Box B. Upon start signal, from the starting box engage the appropriate targets. Move to the remaining box and engage the appropriate targets.

SCORING

SCORING: Comstock, 12 rounds, 60 points
TARGETS: 6 IPSC
SCORED HITS: Best 2/paper
START - STOP: Audible - Last shot
PENALTIES: Per current edition USPSA Practical Shooting Handbook.



SETUP NOTES: Set paper targets to 5 feet high at shoulders. Shooting boxes are 3 feet by 3 feet.



Stage 2

RULES: Practical Shooting Handbook, Latest Edition **COURSE DESIGNER:** Cody Action Shooters

START POSITION: Standing facing downrange hands relaxed naturally at sides, Toes on X's, handgun loaded and holstered as per Ready Condition 8.1.

STAGE PROCEDURE

Upon start signal

Shoot 'em as you see 'em from within the fault lines.

SCORING

SCORING: Comstock, 19 rounds, 95 points

TARGETS: 8 IPSC, 3 USP

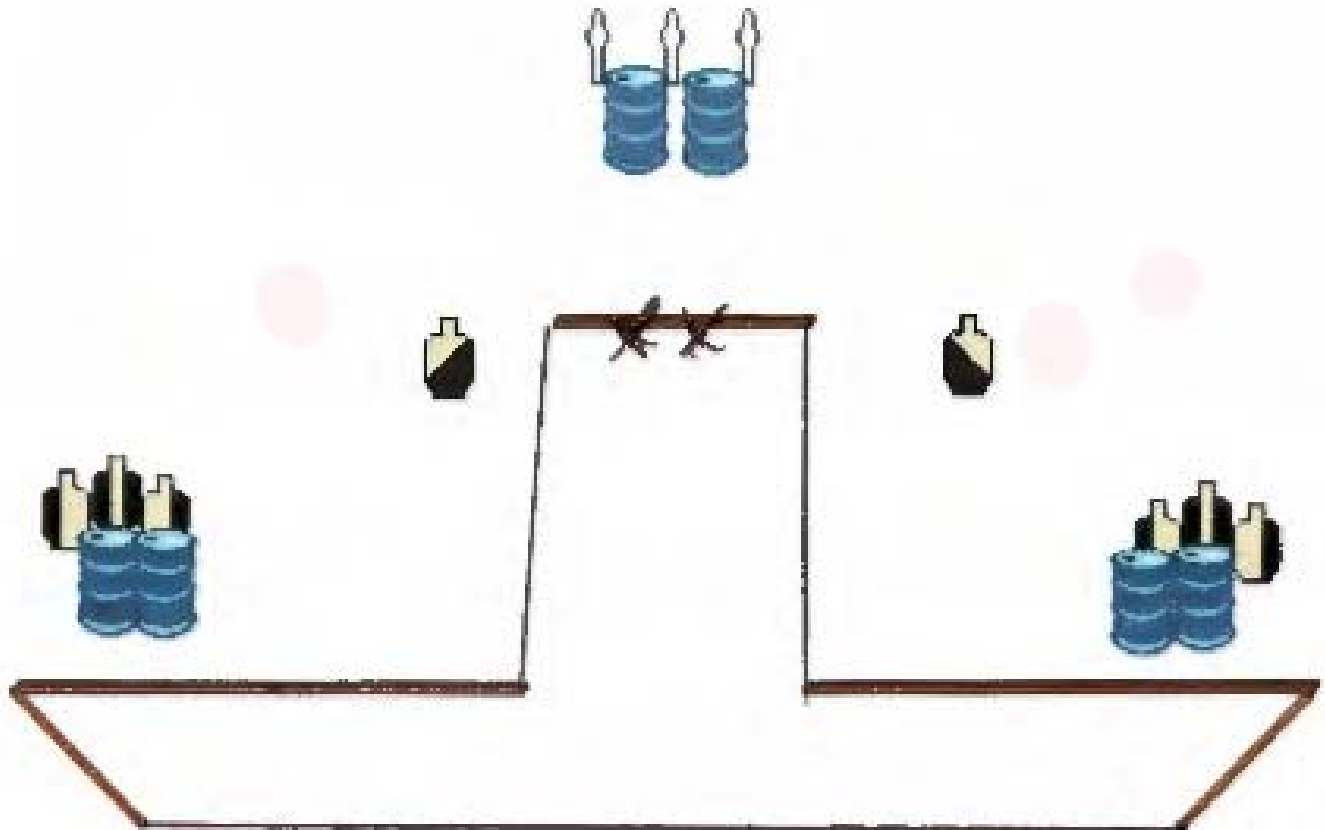
SCORED HITS: Best 2 per IPSC, steel down = 1A

START-STOP: Audible - Last shot

PENALTIES: Procedural. -10

No-shoot hit. -10

Miss. -10



SETUP NOTES:

RO NOTES:

Stage 3

RULES: Practical Shooting Handbook, Latest Edition **COURSE DESIGNER:** Cody Action Shooters

START POSITION: Standing in Box, facing downrange, hands relaxed naturally at sides, handgun loaded and holstered as per Ready Condition 8.1.

STAGE PROCEDURE

Upon start signal

Shoot 'em as you see 'em from within the fault lines.

SCORING

SCORING: Comstock, 32 rounds, 160 points

TARGETS: 16 IPSC

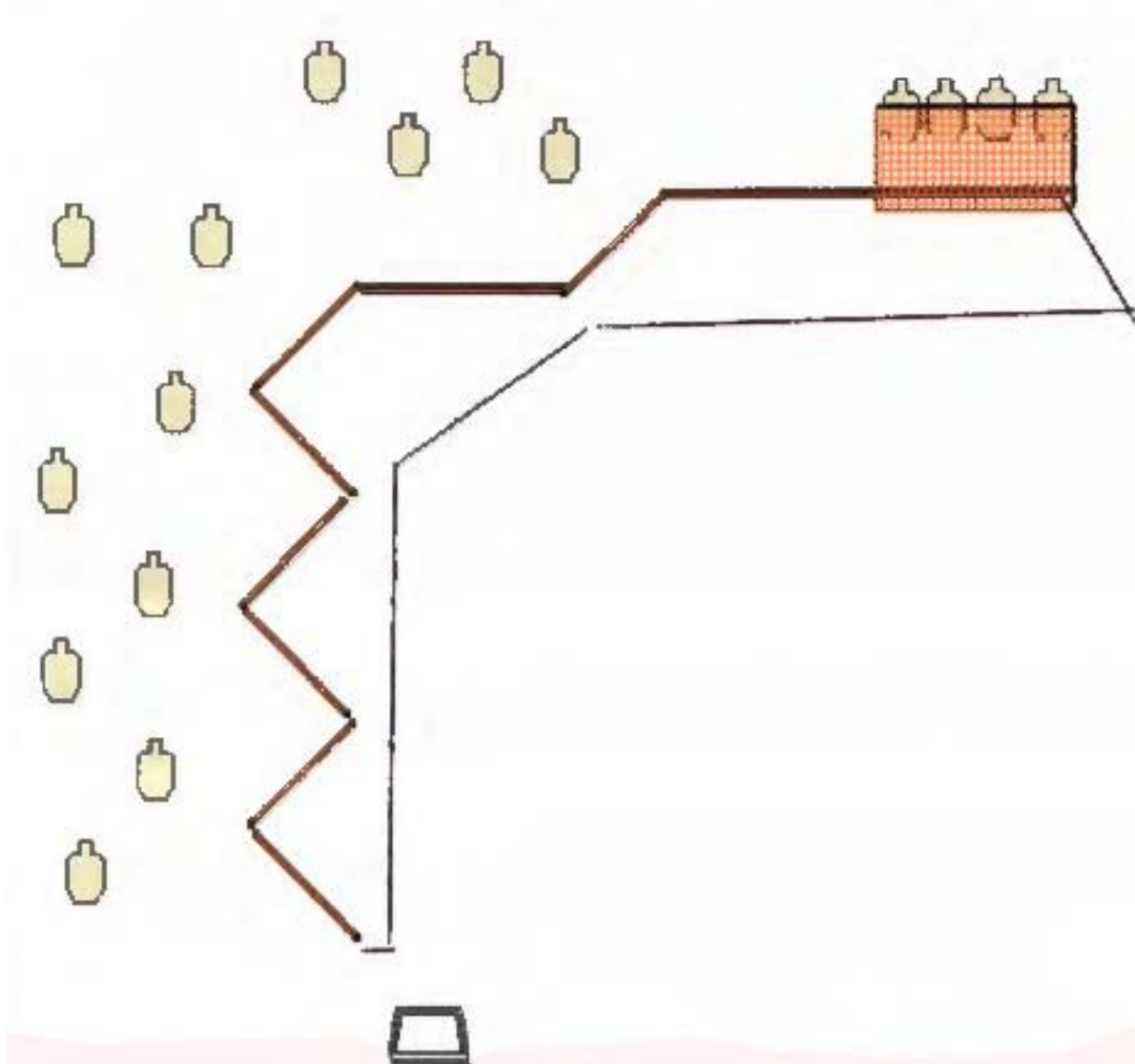
SCORED HITS: Best 2 per IPSC

START-STOP: Audible - Last shot

PENALTIES: Procedural. -10

No-shoot hit. -10

Miss. -10



SETUP NOTES:

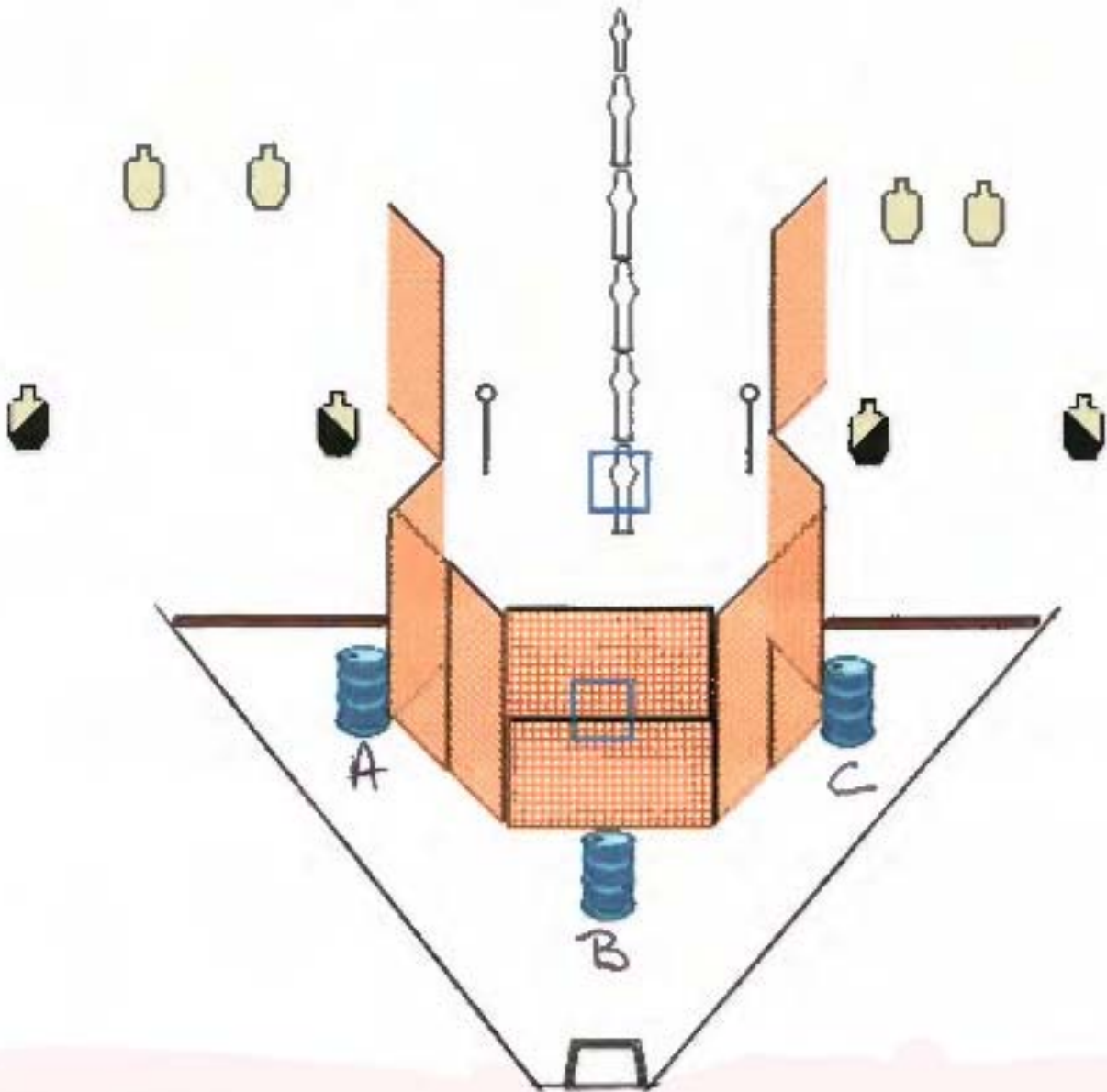
RO NOTES:

Stage 4

RULES: Practical Shooting Handbook, Latest Edition **COURSE DESIGNER:** Cody Action Shooters

START POSITION: Start seated in chair, back against chair back, hands on knees. Unloaded gun lying flat on barrel B. All Magazines to be used must be placed in coffee cans on Barrels A or C, or BOTH A and C. - No mags on belt allowed.

STAGE PROCEDURE	SCORING
<p>Upon start signal</p> <p>Shoot 'em as you see 'em from within the fault lines.</p>	<p>SCORING: Comstock, 24 rounds, 120 points</p> <p>TARGETS: 8 IPSC, 5 PP, 1 USP, 2 round Plates</p> <p>SCORED HITS: Best 2 per IPSC, steel down = 1A</p> <p>START-STOP: Audible - Last shot</p> <p>PENALTIES: Procedural. -10 No-shoot hit. -10 Miss. -10</p>



SETUP NOTES:

RO NOTES:

Stage 5

RULES: Practical Shooting Handbook, Latest Edition **COURSE DESIGNER:** Cody Action Shooters

START POSITION: Standing facing downrange hands relaxed naturally at sides, heels on X's, handgun loaded and holstered as per Ready Condition 8.1.

STAGE PROCEDURE

Upon start signal

Shoot 'em as you see 'em from within the fault lines.

SCORING

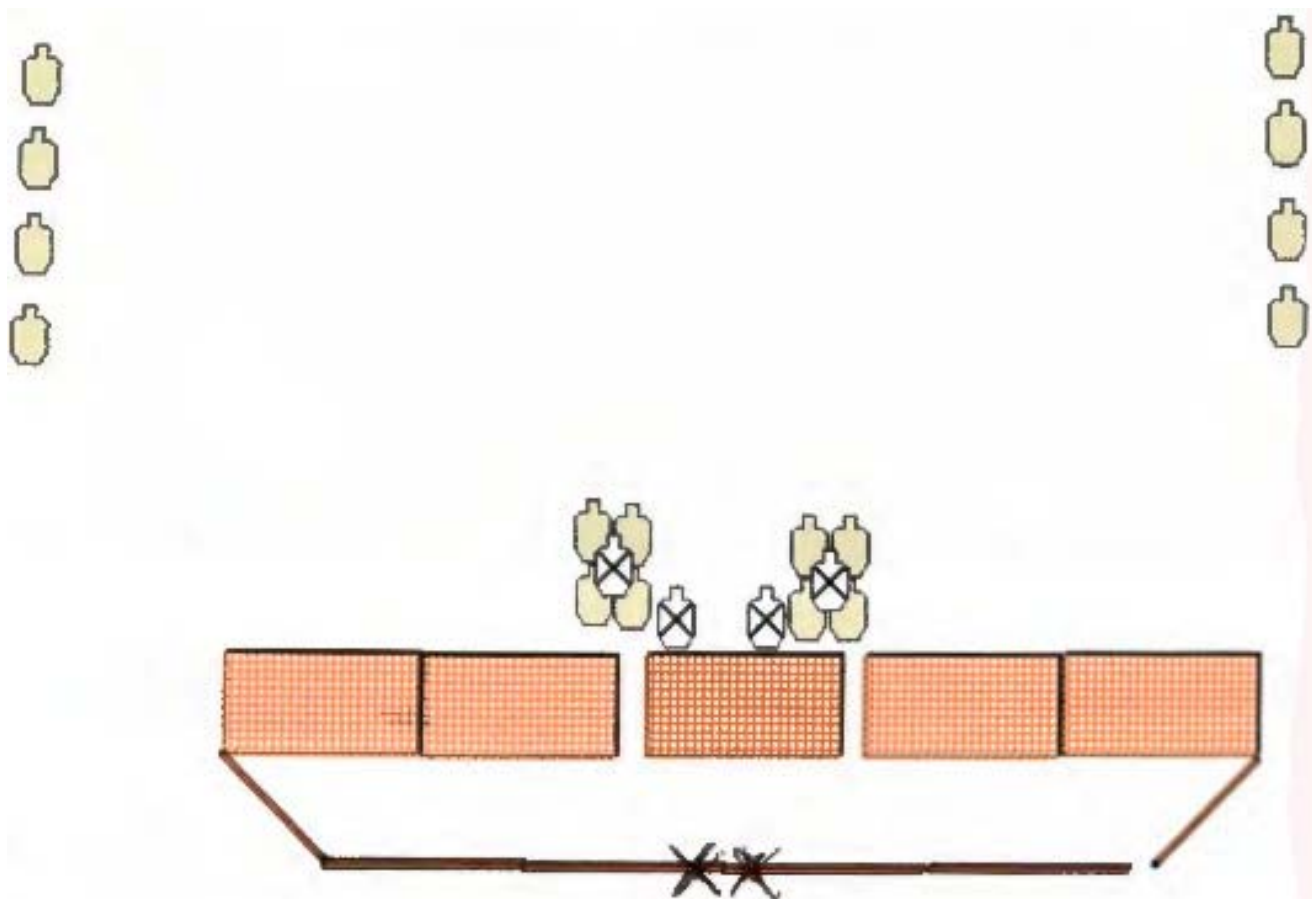
SCORING: Comstock, 32 rounds, 160 points

TARGETS: 16 IPSC

SCORED HITS: Best 2 per IPSC

START-STOP: Audible - Last shot

PENALTIES: Procedural. -10
No-shoot hit. -10
Miss. -10



SETUP NOTES:

RO NOTES: