

Stage 1

RULES: Practical Shooting Handbook, Latest Edition COURSE DESIGNER: Rich Redovian - CAS

START POSITION: Standing in Box A, hands at sides, handgun loaded and holstered as per Ready Condition 8.1, facing downrange.

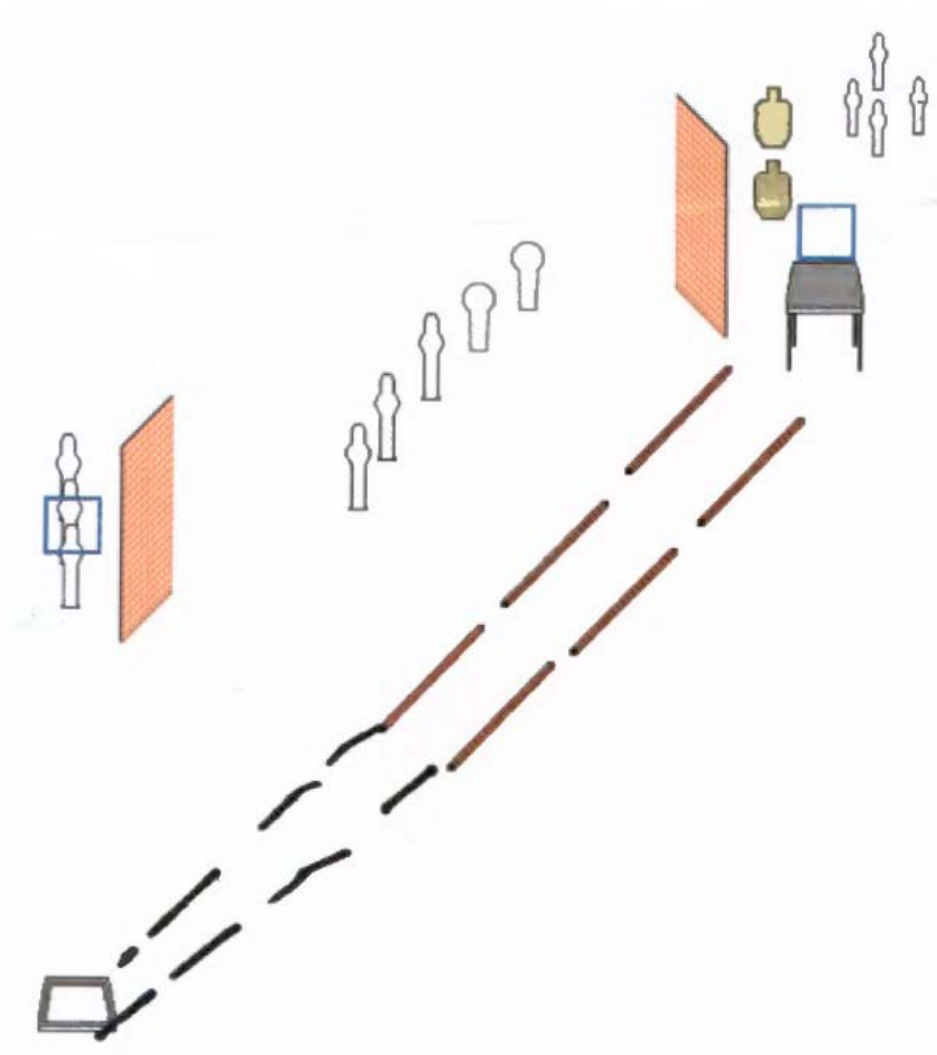
STAGE PROCEDURE

Upon start signal:

Shoot 'em as you see them from within the shooting area.

SCORING

SCORING: Comstock, 16 rounds, 80 points
TARGETS: 2 Paper, 12 PP
SCORED HITS: Best 2 per Paper, steel down = 1A
START-STOP: Audible - Last shot
PENALTIES: Procedural. -10
No-shoot hit. -10
Miss. -10



SETUP NOTES:

RO NOTES:

Stage 2

RULES: Practical Shooting Handbook, Latest Edition COURSE DESIGNER: Rich Redovian - CAS

START POSITION: Standing in Box A, hands at sides, handgun loaded and holstered as per Ready Condition 8.1, facing downrange.

STAGE PROCEDURE

Upon start signal:

Engage ONLY FOUR targets from within each Box.

SCORING

SCORING: Comstock, 24 rounds, 120 points
TARGETS: 12 Paper
SCORED HITS: Best 2 per Paper, steel down = 1A
START-STOP: Audible - Last shot
PENALTIES: Procedural. -10
No-shoot hit. -10
Miss. -10



SETUP NOTES:

RO NOTES:

Stage 3

RULES: Practical Shooting Handbook, Latest Edition COURSE DESIGNER: Rich Redovian - CAS

START POSITION: Standing in Box A, hands at sides, handgun UNLOADED and holstered, facing downrange with ALL mags and ammo to be used placed on barrels.

STAGE PROCEDURE

Upon start signal:

Shoot 'em as you see them from within the shooting area.

SCORING

SCORING: Comstock, 28 rounds, 140 points

TARGETS: 12 Paper, 4 PP

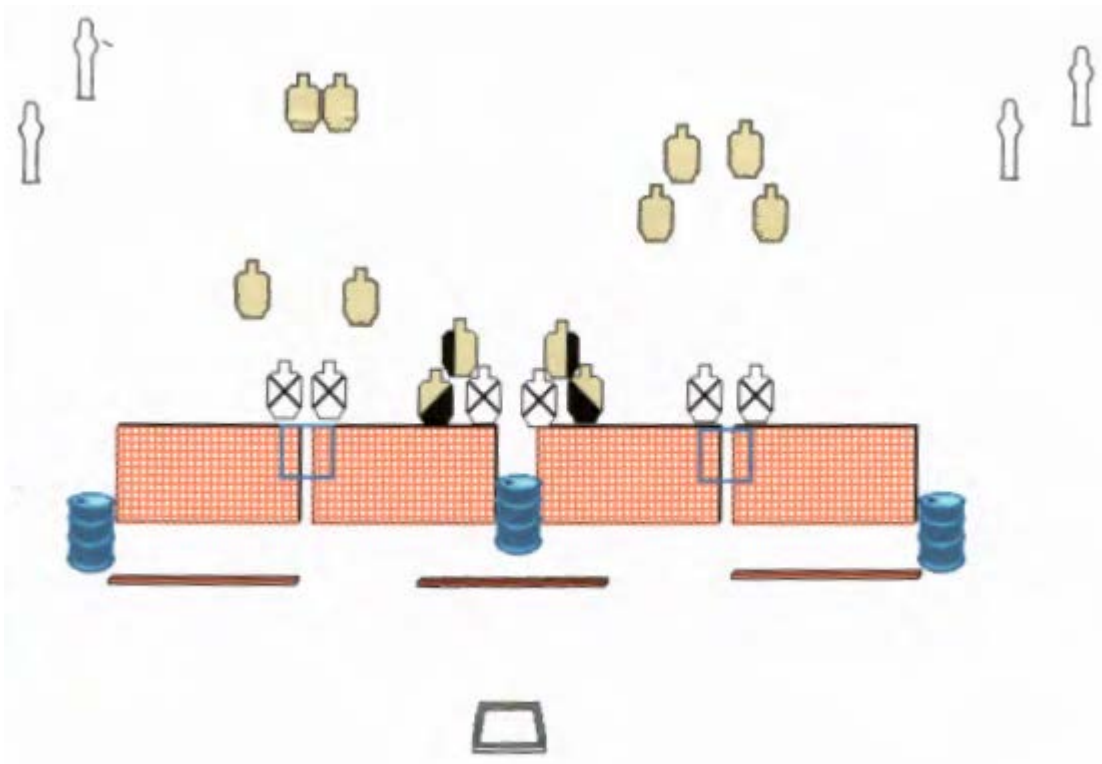
SCORED HITS: Best 2 per Paper, steel down = 1A

START-STOP: Audible - Last shot

PENALTIES: Procedural. -10

No-shoot hit. -10

Miss. -10



SETUP NOTES:

RO NOTES:

Stage 4

RULES: Practical Shooting Handbook, Latest Edition COURSE DESIGNER: Rich Redovian - CAS

START POSITION: Standing with heels touching X's, hands at sides, handgun loaded and holstered as per Ready Condition 8.1.

STAGE PROCEDURE

Upon start signal:

Shoot 'em as you see them from within the shooting area.

SCORING

SCORING: Comstock, 30 rounds, 150 points

TARGETS: 15 Paper

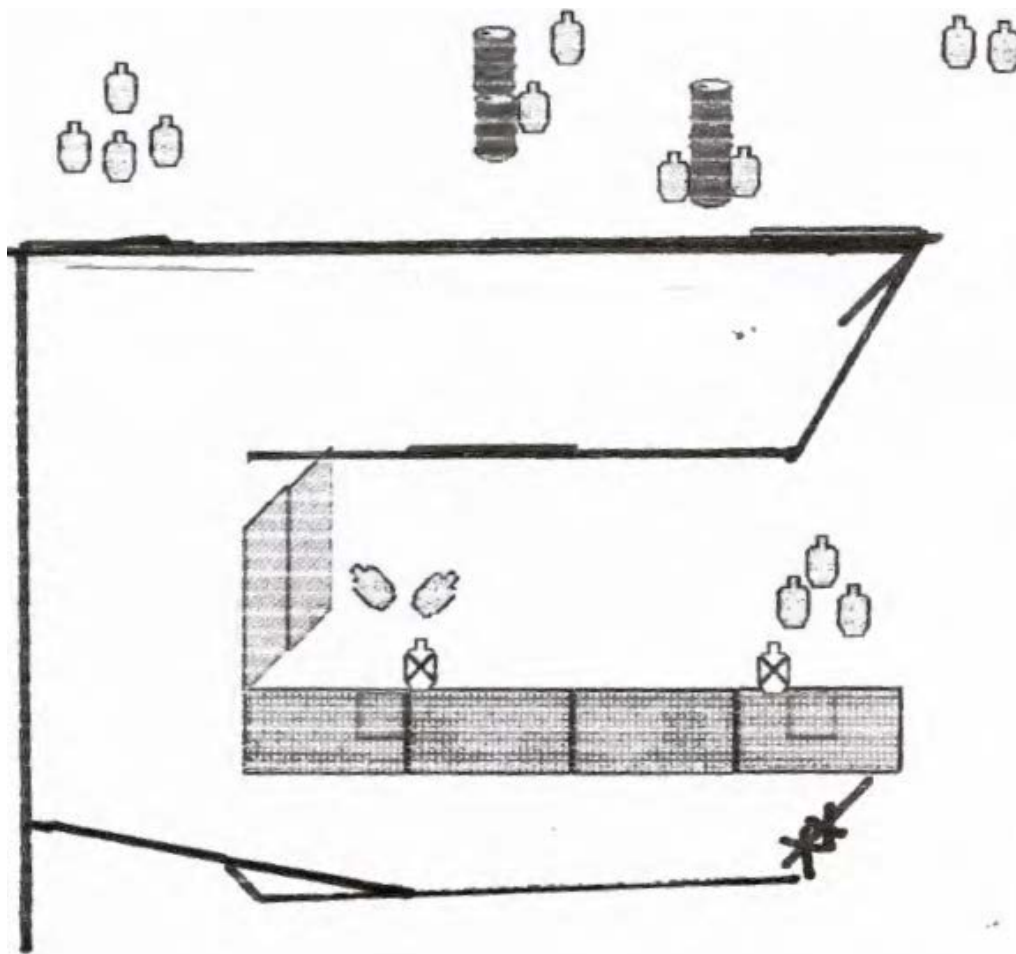
SCORED HITS: Best 2 per Paper, steel down = 1A

START-STOP: Audible - Last shot

PENALTIES: Procedural. -10

No-shoot hit. -10

Miss. -10



SETUP NOTES:

RO NOTES:



CM 13-01

Stage 5

Disaster Factor

RULES: USPSA Handgun Competition Rules, Current Edition **COURSE DESIGNER:** Robert Porter

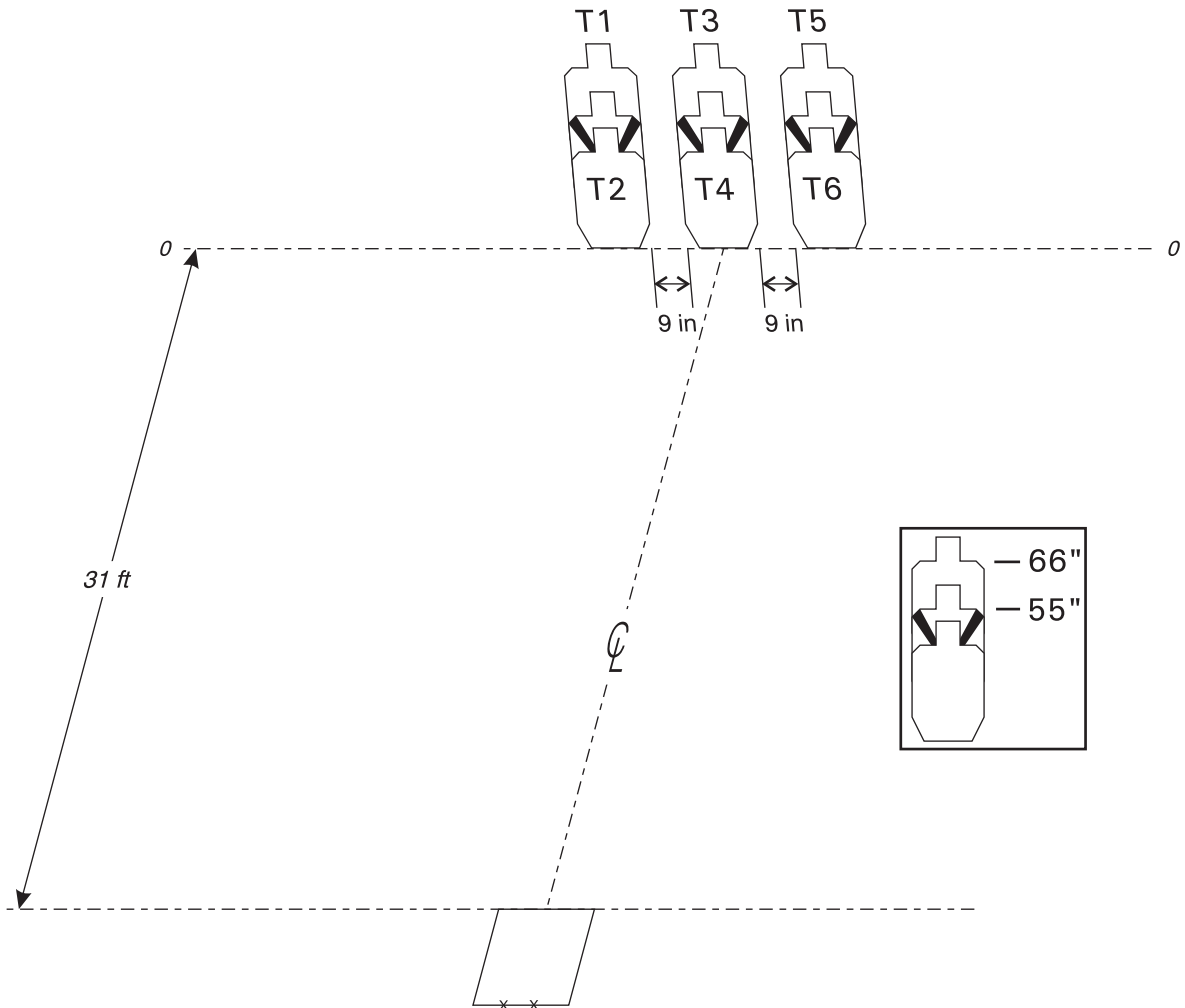
START POSITION: Standing inside the fault lines, toes touching marks, facing uprange, wrists above respective shoulders. Gun is loaded and holstered.

STAGE PROCEDURE

Upon start signal, turn, then draw and engage either the upper or lower three targets with only two rounds each, perform a mandatory reload, and engage the remaining three-target array with only two rounds each from within the box.

SCORING

SCORING: Virginia Count, 12 rounds, 60 points
TARGETS: 6 Metric
SCORED HITS: Best 2/paper
START - STOP: Audible - Last Shot
PENALTIES: Per current edition of USPSA Handgun Competition Rules



SETUP NOTES: Targets are set at 31 feet from the front of the shooting box, and are spaced 9 inches apart, edge to edge. The shoulders of T1, T3, and T5 are at 66 inches. The shoulders of the no-shoots are at 55 inches. Set the top edges of T2, T4, and T6 at 7.5 inches below



the top edge of the no-shoot.) All targets must be aligned vertically, edge to edge. The shooting box is a standard 3 foot by 3 foot box. The X marks are to be 12 inches in from each side of the box.



CM 13-04 Stage 6 The Roscoe Rattle

RULES: USPSA Handgun Competition Rules, Current Edition ⁵ **COURSE DESIGNER:** Robert Porter

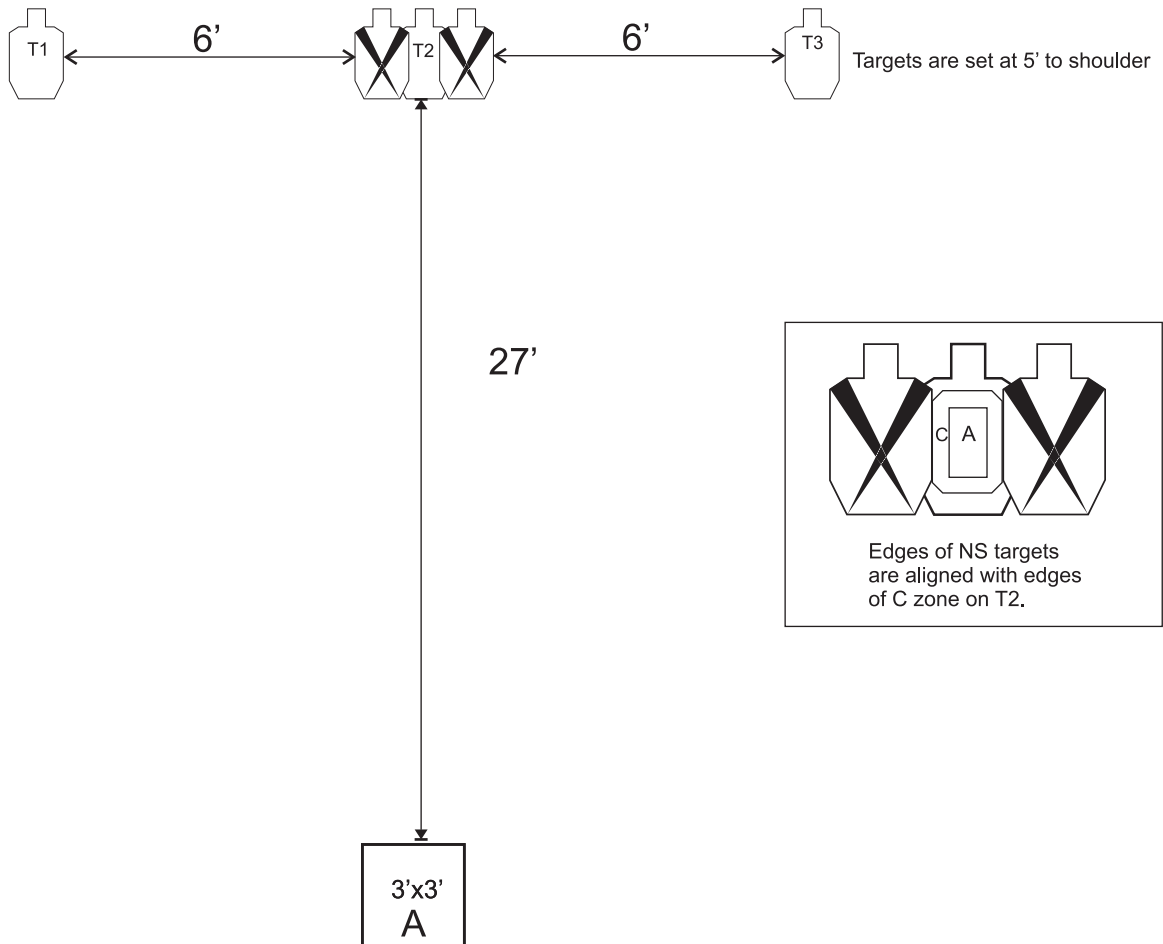
START POSITION: Standing in Area A, facing uprange, fingers touching head above ears. Gun loaded and holstered.

STAGE PROCEDURE

String 1: On signal, turn and engage T2 with 6 rounds only, from within area A.
String 2: On signal, turn and engage T1 with 6 rounds only. Perform a mandatory reload and engage T3 with six rounds only. All shots fired from within area A.

SCORING

SCORING: Virginia Count, 18 rounds, 90 points
TARGETS: 3 Metric
SCORED HITS: Best 6/paper
START - STOP: Audible - Last shot
PENALTIES: Per current edition of USPSA Handgun Competition Rules



SETUP NOTES: Edges of no-shoot targets are aligned with edges of C zone on T2. All targets are set at 5 feet at shoulders. Spacing is 6 feet, edge to edge.

