

Stage 1

RULES: Practical Shooting Handbook, Latest Edition **COURSE DESIGNER:** Rich Redovian, Cody Action Shooters

START POSITION: Hands on X's, gun loaded and holstered as per ready condition 8.1.1 and 8.1.2.

STAGE PROCEDURE

Upon start signal:

Shoot 'em as you see 'em from within the fault lines.

SCORING

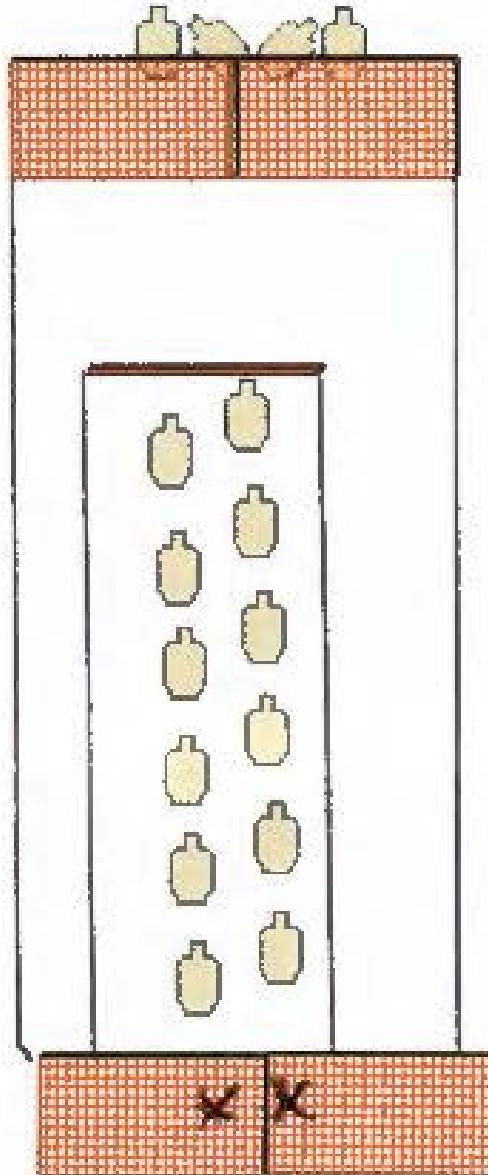
SCORING: Comstock, 32 rounds, 160 points

TARGETS: 16 IPSC

SCORED HITS: Best 2 per IPSC

START-STOP: Audible - Last shot

PENALTIES: Procedural. -10
No-shoot hit. -10
Miss. -10



SETUP NOTES:

RO NOTES:

Stage 2

RULES: Practical Shooting Handbook, Latest Edition **COURSE DESIGNER:** Ugo, Cody Action Shooters

START POSITION: Sitting in chair, both knees under table, both hands flat on table top. Loaded gun lying flat on table as per rules 8.1.1 and 8.1.2.

STAGE PROCEDURE

Upon start signal:

Shoot 'em as you see 'em from within the fault lines.

SCORING

SCORING: Comstock, 32 rounds, 160 points

TARGETS: 15 IPSC, 2 USPP

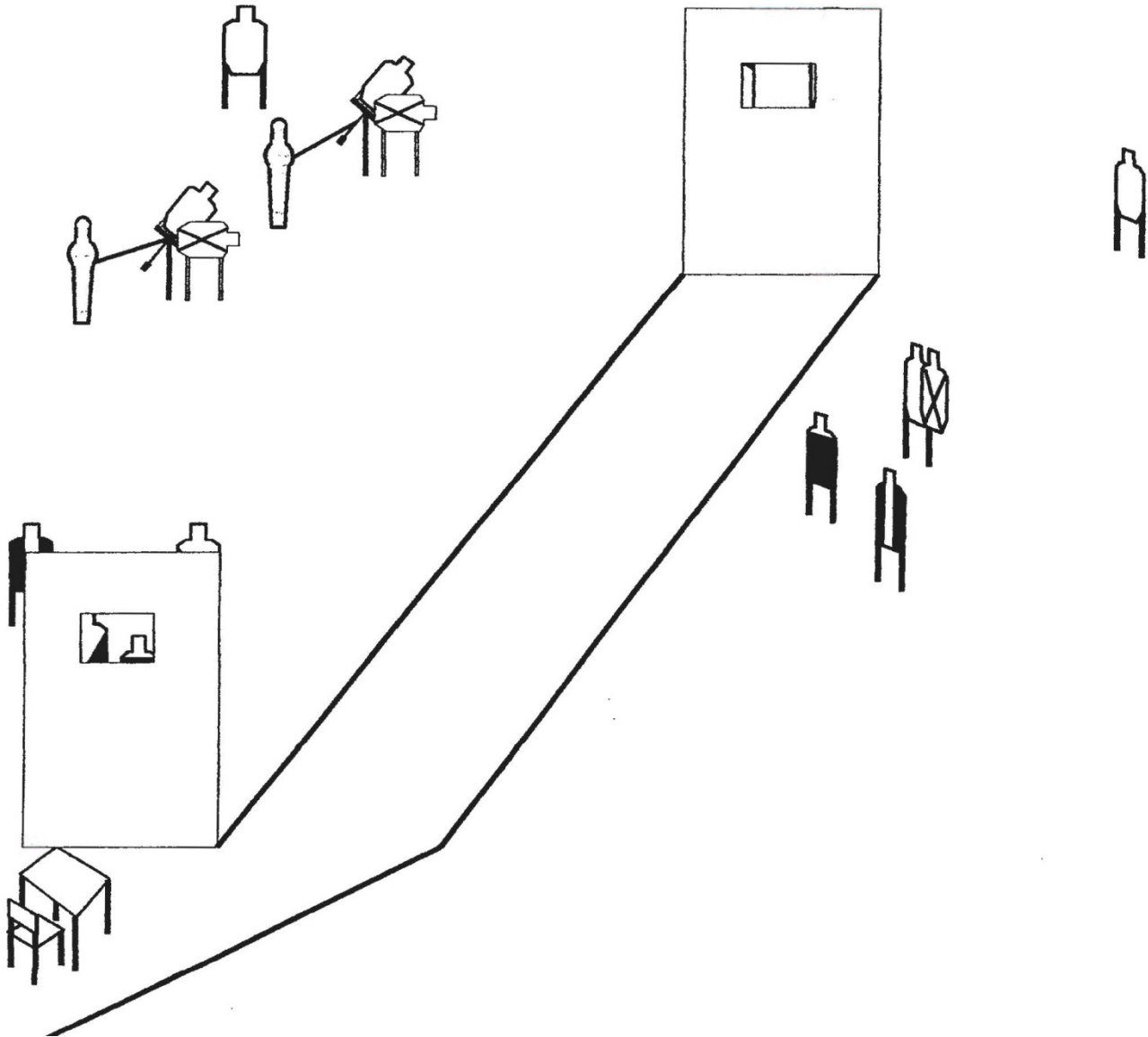
SCORED HITS: Best 2 per IPSC, KD steel = 1A

START-STOP: Audible - Last shot

PENALTIES: Procedural. -10

No-shoot hit. -10

Miss. -10



SETUP NOTES:

RO NOTES:

Stage 3

RULES: Practical Shooting Handbook, Latest Edition **COURSE DESIGNER:** Rob Kurtz, Cody Action Shooters

START POSITION: Standing with toes on X's hands hanging naturally at sides, gun loaded and holstered as per ready condition 8.1.1 and 8.1.2.

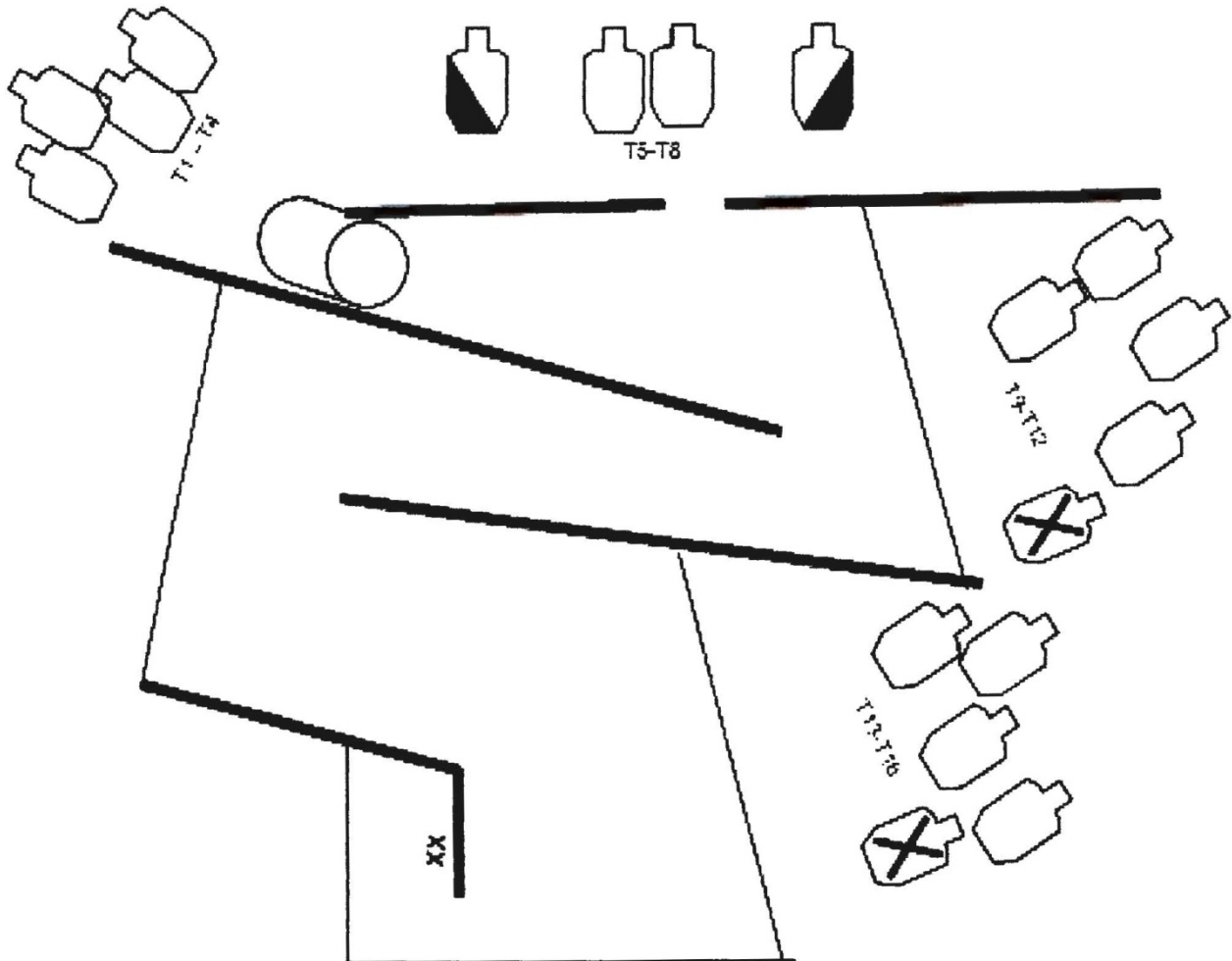
STAGE PROCEDURE

Upon start signal:

Shoot 'em as you see 'em from within the fault lines.
T1 through T4 must be engaged through the barrel only.

SCORING

SCORING: Comstock, 32 rounds, 160 points
TARGETS: 16 IPSC
SCORED HITS: Best 2 per IPSC
START-STOP: Audible - Last shot
PENALTIES: Procedural. -10
 No-shoot hit. -10
 Miss. -10



SETUP NOTES:

RO NOTES:

Stage 4

RULES: Practical Shooting Handbook, Latest Edition **COURSE DESIGNER:** Rich Redovian, Cody Action Shooters

START POSITION: Loaded Pistol lying flat on either barrel, toes on X's facing Downrange, both hands on top of Head.

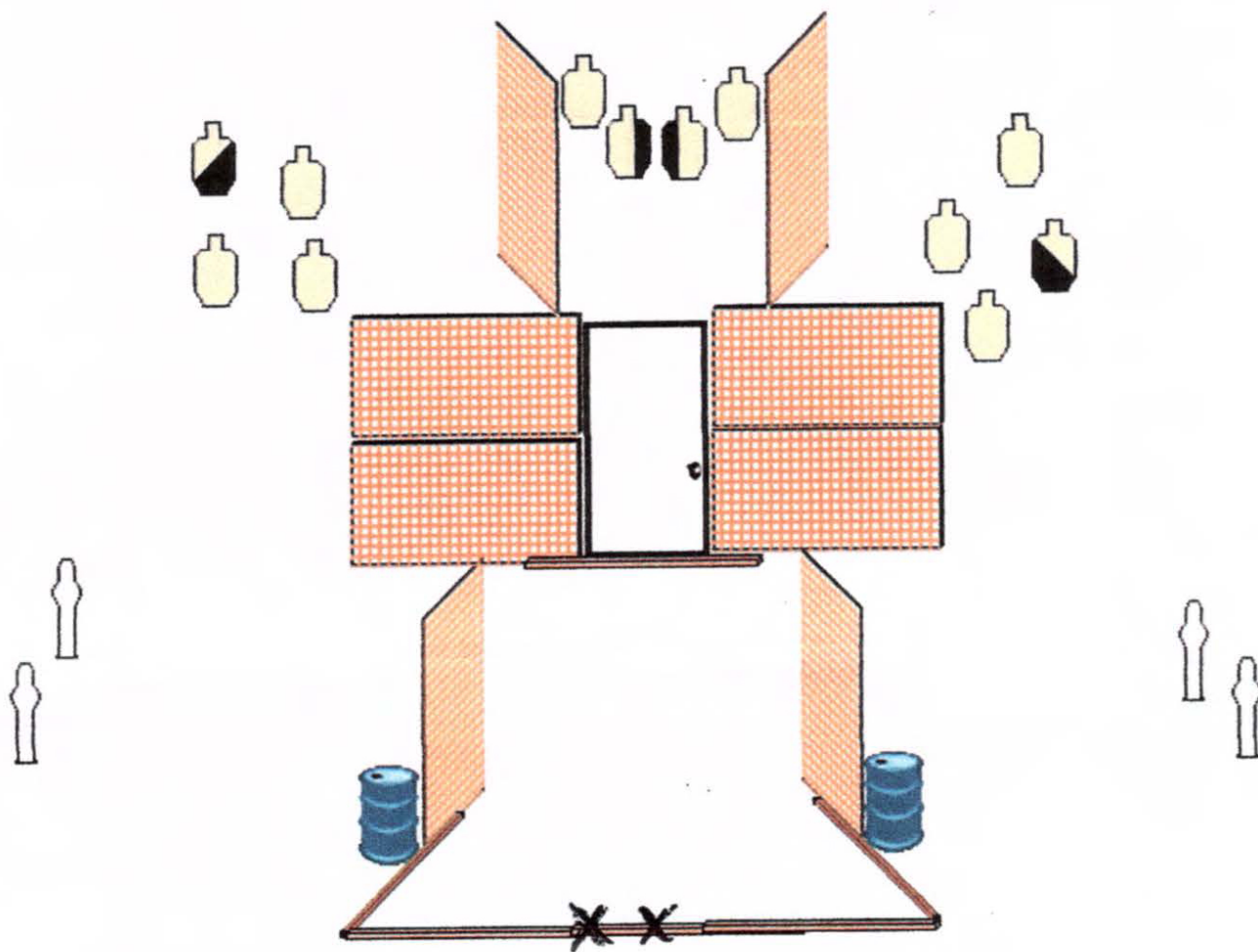
STAGE PROCEDURE

Upon start signal:

Shoot 'em as you see 'em from within the fault lines.

SCORING

SCORING: Comstock, 28 rounds, 140 points
TARGETS: 12 IPSC, 4 PP
SCORED HITS: Best 2 per IPSC, steel down = 1A
START-STOP: Audible - Last shot
PENALTIES: Procedural. -10
No-shoot hit. -10
Miss. -10



SETUP NOTES:

RO NOTES:



CM 99-24

Stage 5

Front Sight 2

RULES: Practical Shooting Handbook, Latest Edition **COURSE DESIGNER:** P.R. Metcalf—Modification by US Design Team

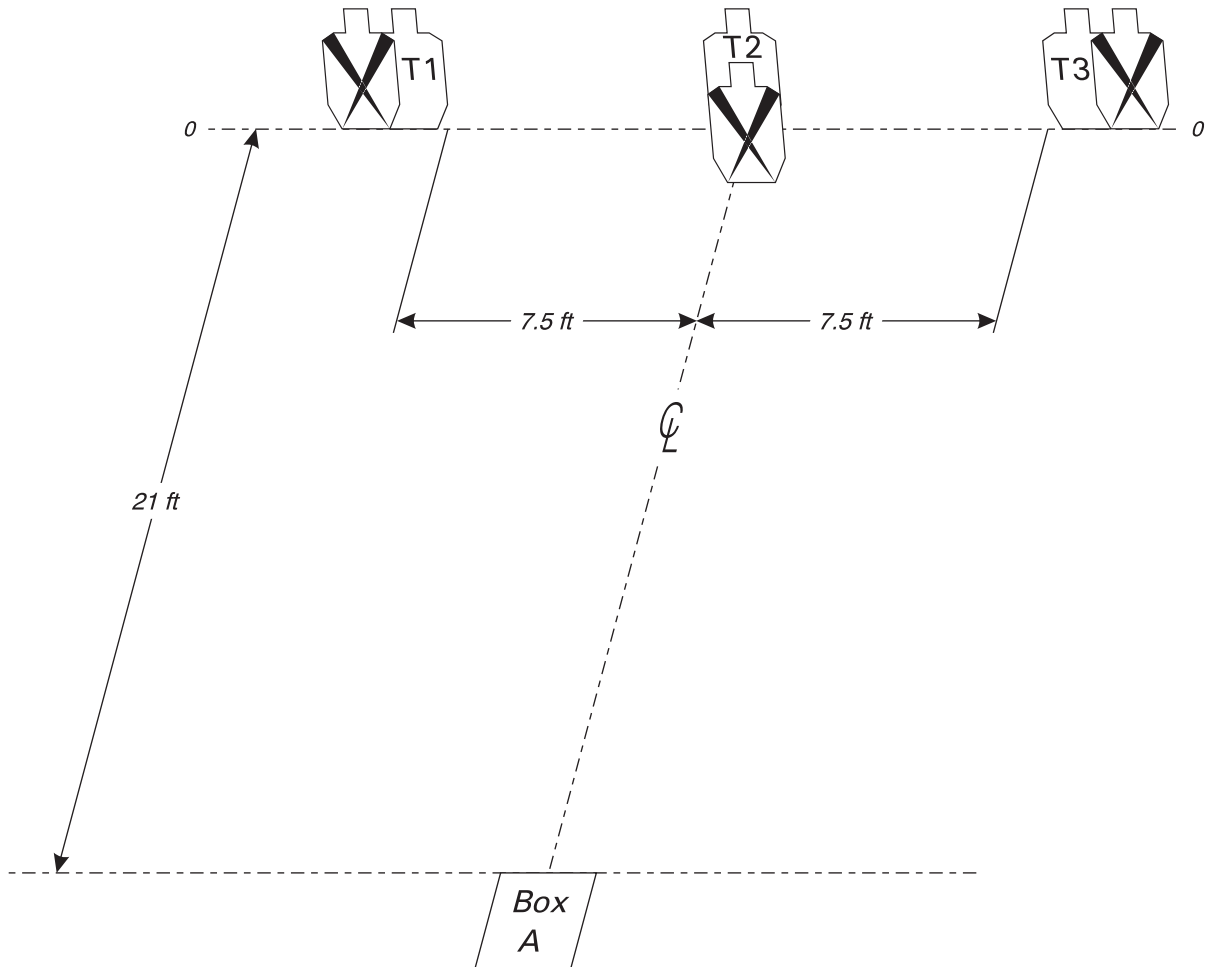
START POSITION: Standing in Box A, both arms hanging relaxed at sides or both wrists above respective shoulders - shooter's choice. Handgun is loaded and holstered as per ready condition in rule 8.1.1 and 8.1.2.

STAGE PROCEDURE

- String 1. Start facing uprange. Upon start signal, turn, from Box A engage T1-T3 with only two rounds per target.
- String 2. Start facing targets. Hand position is opposite of string 1. Upon start signal, from Box A engage T1 - T3 with only two rounds per target.

SCORING

- SCORING:** Virginia Count, 12 rounds, 60 points
- TARGETS:** 3 IPSC
- SCORED HITS:** Best 4/paper
- START - STOP:** Audible - Last shot
- PENALTIES:** Per current edition USPSA Practical Shooting Handbook.



SETUP NOTES: Set paper targets to 5 feet high at shoulders. Box A is 3 feet by 3 feet. Angle T1 and T3 to face shooting box. Perforated scoring lines of no-



shoots at T1 and T3 overlay A-zone scoring line. The top of the no-shoot at T2 is 8 inches below the top of the lower A zone.