



# CM 06-03

# Can You Count

**RULES:** USPSA Rule Book, Current Edition

**COURSE DESIGNER:** Mark Ramsey and John Golson

**START POSITION:** Standing erect in Box A, arms hanging naturally at sides. Handgun is loaded and holstered as per ready condition in rule 8.1.1 and 8.1.2.

### STAGE PROCEDURE

On signal, from Box A only:

String 1: Engage T1 with five rounds only. Perform a mandatory reload and engage T2 with five rounds only.

String 2: Engage T3 with five rounds only. Perform a mandatory reload and engage T4 with five rounds only.

Targets within a string may be engaged in any order without penalty

### SCORING

**SCORING:** Virginia Count, 20 rounds, 100 points

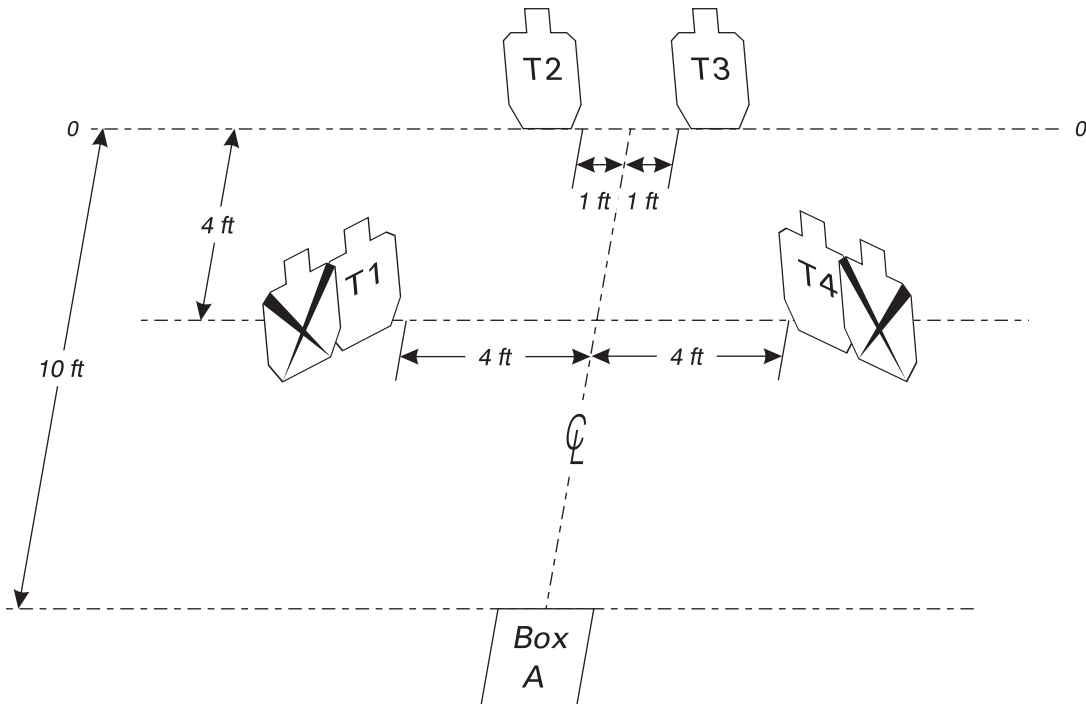
**TARGETS:** 4 IPSC

**SCORED HITS:** Best 5/paper

**START - STOP:** Audible - Last shot

**PENALTIES:** Per current edition of USPSA Rule Book.

Failure to perform reload is per-shot-fired penalty.



**SETUP NOTES:** Set targets T1 and T4 to 4 feet high at shoulders and angled at 45 degrees from the center line. Set targets T2 and T3 to 5 feet at shoulders. Scoring lines of no-shoots overlay C-zone scoring lines



of targets. Bottom of no-shoot is even with bottom of target. Box A is 3 feet by 3 feet.



# CM 99-46

# Close Quarter Standards

**RULES:** Practical Shooting Handbook, Latest Edition    **COURSE DESIGNER:** John Wells

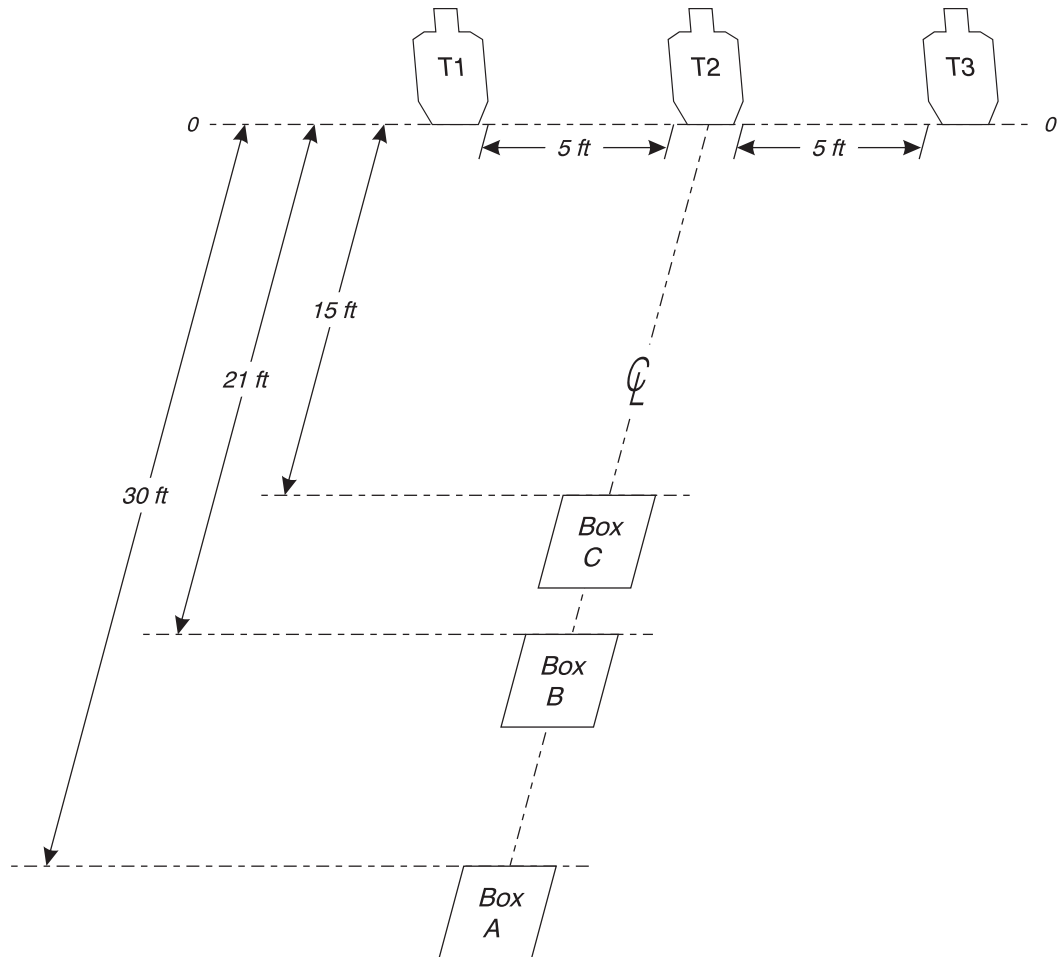
**START POSITION:** Standing in appropriate shooting box facing targets with both wrists above respective shoulders in surrender position. Handgun is loaded and holstered as per ready condition in rule 8.1.1 and 8.1.2.

### STAGE PROCEDURE

- String 1. Upon start signal, from Box A, engage T1-T3 with only two rounds per target, then make a mandatory reload and from Box A re-engage T1-T3 with only two rounds per target.
  - String 2. Upon start signal, from Box B, engage T1-T3 with only two rounds per target using strong hand only.
  - String 3. Upon start signal, transfer gun to weak hand and from Box C engage T1-T3 with only two rounds per target using weak hand only.
- Jams may be cleared with both hands.

### SCORING

- SCORING:** Virginia Count, 24 rounds, 120 points
- TARGETS:** 3 IPSC
- SCORED HITS:** Best 8/paper
- START - STOP:** Audible - Last shot
- PENALTIES:** Per current edition of USPSA Practical Shooting Handbook.  
Failure to perform mandatory reload will result in one procedural penalty per shot fired.



**SETUP NOTES:** All boxes are 3 feet by 3 feet. Set paper targets to 5 feet high at shoulders.





# CM 99-59

# Lazy Man Standards

**RULES:** Practical Shooting Handbook, Latest Edition **COURSE DESIGNER:** Jay Worden

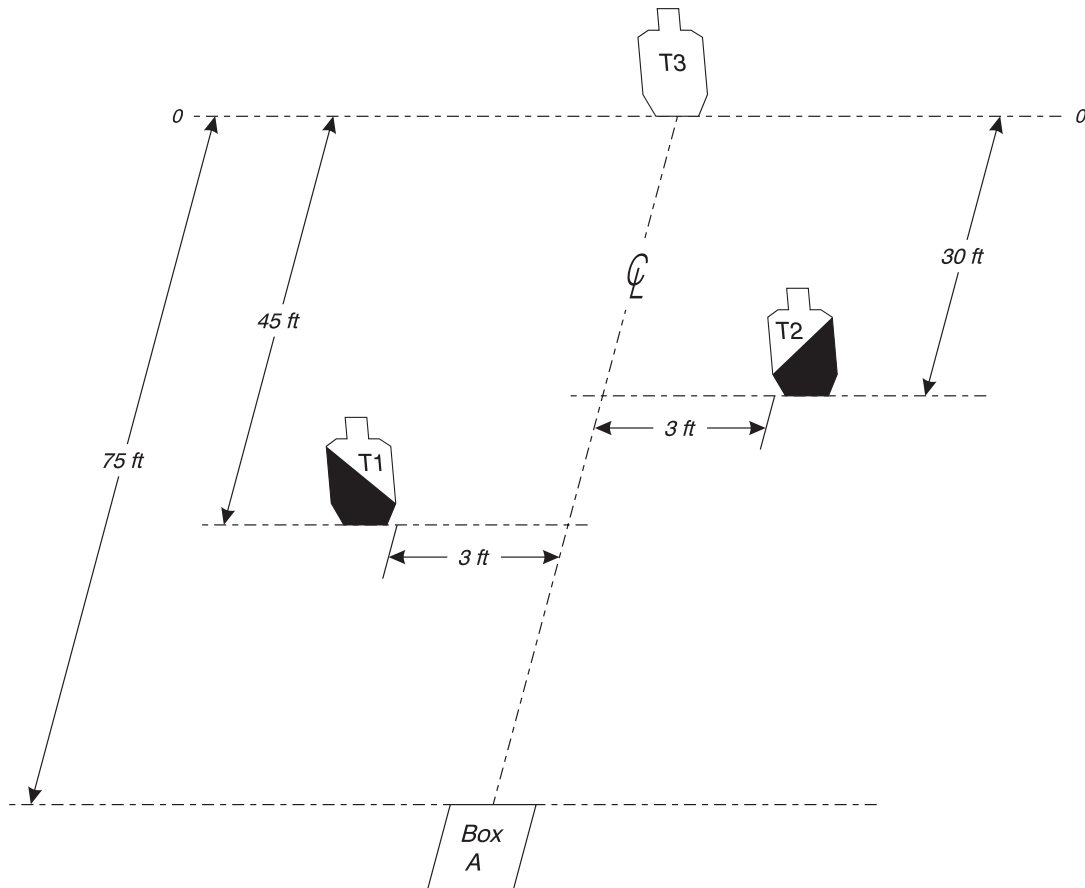
**START POSITION:** Standing in Box A facing targets with both wrist above respective shoulders. Handgun is loaded and holstered as per ready condition in rule 8.1.1 and 8.1.2.

### STAGE PROCEDURE

- String 1. Upon start signal, from Box A, engage T1-T3 with only two rounds each freestyle.
  - String 2. Upon start signal, from Box A, engage T1- T3 with only one round per target, then make a mandatory reload and from Box A, engage T1-T3 with only one round per target freestyle.
  - String 3. Upon start signal, from Box A, engage T1-T3 with only two rounds each using strong hand only.
  - String 4. Upon start signal, transfer gun to weak hand, and from Box A, engage T1-T3 with only two rounds each using weak hand only.
- Jams may be cleared with both hands.

### SCORING

- SCORING:** Virginia Count, 24 rounds, 120 points
- TARGETS:** 3 IPSC
- SCORED HITS:** Best 8
- START - STOP:** Audible - Last shot
- PENALTIES:** Per current edition of USPSA Practical Shooting Handbook.  
Failure to perform mandatory reload will result in one procedural penalty per shot fired.



**SETUP NOTES:** Set paper targets to 5 feet high at shoulders. Box A is 3 feet by 3 feet. Hard cover on T1 and T2 as shown runs diagonal from lower shoulder to top of angled cut in bottom.





**RULES:** Practical Shooting Handbook, Latest Edition **COURSE DESIGNER:** John Amidon

**START POSITION:** Standing in Box A facing targets with both wrists above respective shoulders. Handgun is loaded and holstered as per ready condition in rule 8.1.1 and 8.1.2.

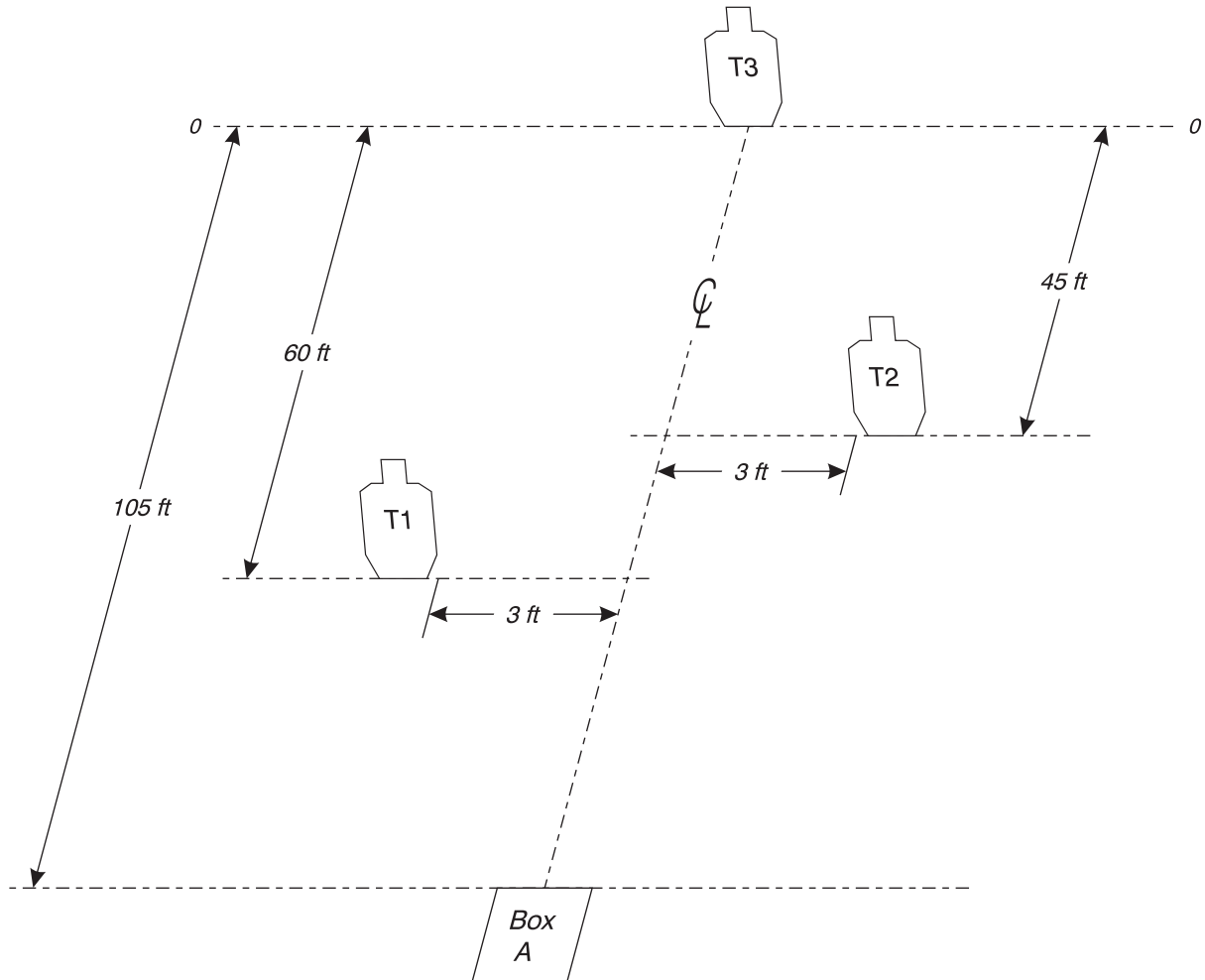
### STAGE PROCEDURE

- String 1. Upon start signal, from Box A, engage only T3 with six rounds, perform a mandatory reload and engage only T2 with six rounds, strong hand only.
- String 2. Upon start signal, from Box A, engage only T3 with six rounds, perform a mandatory reload and engage only T1 with six rounds, weak hand only.

Jams may be cleared with both hands.

### SCORING

- SCORING:** Virginia Count, 24 rounds, 120 points
- TARGETS:** 3 IPSC
- SCORED HITS:** Best 6 on T1-T2, best 12 on T3
- START - STOP:** Audible - Last shot
- PENALTIES:** Per current edition of USPSA Practical Shooting Handbook. Failure to perform mandatory reload will result in one procedural penalty per shot fired.



**SETUP NOTES:** Set paper targets to 5 feet high at shoulders. Box A is 3 feet by 3 feet.

